

DV500 DV300



04 | 37

DV503 CONTENITORI UNIVERSALI
UNIVERSAL STORAGE UNITS



38 | 45

DV510 CONTENITORI COMPLANARI
UNITS W/ COPLANAR SL. DOORS



46 | 55

DV522 LIBRERIE ANTE SCORREVOLI
BOOKSHELVES WITH SLIDING DOORS



56 | 61

DV521 LIBRERIE SALSCENDI
BOOKSHELVES WITH SLIDING SASH-DOORS



62 | 65

DV520 LIBRERIE GIORNO
OPEN BOOKSHELVES



66 | 73

DV530 BOISERIE



74 | 79

DV540 RIDEAUX
SHUTTER CABINETS



80 | 87

DV550 CASSETTIERE
PEDESTALS



88 | 104

DV300 ACCESSORI
ACCESSORIES





DV500 ARCHIVIAZIONE STORAGE

DV300 Accessori Accessories

Archiviare l'ufficio

Librerie, contenitori e cassettiere rientrano in un sistema progettato per fornire uno strumento di organizzazione dello spazio di lavoro. La gamma di elementi è il risultato dello studio di esigenze e necessità dell'operatore e si presenta come un sistema ampio, completo e modulare rispondente ad ogni richiesta.

Office storages

Bookcases, storage units and pedestals are part of a system designed to provide means of organizing the workspace. The range of items is the result of the study of the needs and requirements of operators and it is a large, comprehensive and modular system for any request.

PRACTICAL DESIGN



La qualità funzionale, formale ed estetica garantisce un prodotto esclusivo nella molteplicità delle dimensioni e delle tipologie.

The functional, formal and esthetical quality guarantees an exclusive product in a variety of sizes and types.

DV500 ARCHIVIAZIONE
STORAGE

DV300 Accessori
Accessories



DV503

CONTENITORI UNIVERSALI
UNIVERSAL STORAGE UNITS

DV500

ARCHIVIAZIONE
STORAGE

I "Contenitori Universali" rispondono concretamente alle diverse esigenze dello spazio di lavoro mediante una vasta gamma di moduli attrezzabili destinati all'archiviazione e al contenimento. L'abbinamento di materiali, finiture e colori creano infinite possibilità di composizioni e soluzioni.

The "Universal storage" units concretely respond to the different needs of a working environment through a wide range of modules that can be equipped and devoted to storage and filing. The combination of materials, finishes and colours create endless possibilities of compositions and solutions.

P | PROFONDITÀ | 45
D E P T H | 35

L | LARGHEZZA | 45
W I D T H | 90

***H** | ALTEZZA | 84.5 | 164.5
H E I G H T | 129.3 | 209.3



* Le dimensioni **H** indicate comprendono lo spessore dei top 1.8 cm
* The above **H** dimensions, include the 1.8 cm thickness of the top

DV503

CONTENITORI UNIVERSALI
UNIVERSAL STORAGE UNITS

L LARGHEZZA
W I D T H 45



L LARGHEZZA
W I D T H 90



N.B.: I Contenitori Universali sono disponibili in diverse dimensioni, finiture, tipologie e precisamente: a giorno o con ante in legno o in vetro, oppure con cassetti normali o classificatori. Essi si possono comporre e sovrapporre tra di loro (H. max. 253 cm) e vanno obbligatoriamente completati con i Top sp. 1.8 cm. Ripiani posizionabili. Zoccoli e accessori sono opzionali.

N.B.: The Universal Storage Units are available in several sizes, finishes and types: open and with wooden or glass doors, with standard or filing drawers. They can be combined and stacked (maximum height: 253 cm) differently, and they need to be always completed with a top of 1.8 cm thickness. Adjustable shelves. Metal base frames and accessories are optional.

P PROFONDITÀ
D E P T H 35
45



Scocche in melaminico sp. 1.8 cm Melamine bodies 1.8 cm thick
Ripiani in melaminico sp. 2.5 cm Melamine shelves 2.5 cm thick



*Ripiani in metallo sp. 2.5 cm Metal shelves 2.5 cm thick

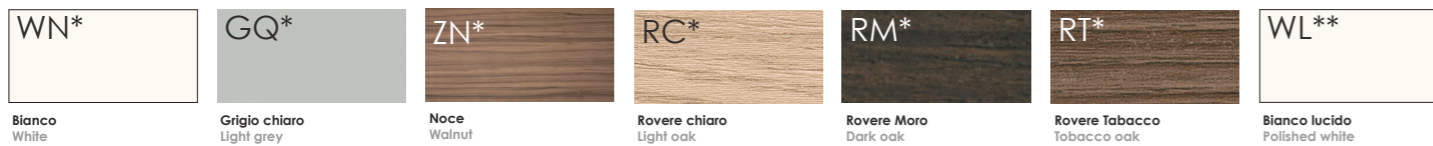


*Disponibili solo per profondità 45 cm
Only available in 45 cm depth


ANTE MELAMINICO O LAMINATO (sp. 1.8 cm)
MELAMINE OR LAMINATE DOORS (1.8 cm thick)



Finiture in melaminico(*) o laminato(**) sp. 1.8 cm Melamine (*) or laminate (**) finishes 1.8 cm thick



ANTE VETRO RETROLACCATO CON TELAIO ALLUMINIO (sp. 2 cm)
REAR-LACQUERED GLASS DOORS WITH ALUMINIUM FRAME (2 cm thick)



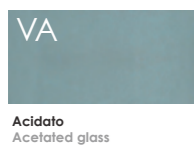
Finiture vetro temprato sp. 0.4 cm Tempered glass finish, 0.4 cm thick



ANTE VETRO ACIDATO CON TELAIO IN ALLUMINIO (sp. 2 cm)
ACETATED GLASS DOORS WITH ALUMINIUM FRAME (2 cm thick)



Finitura vetro temprato sp. 0.4 cm Tempered glass finish, 0.4 cm thick



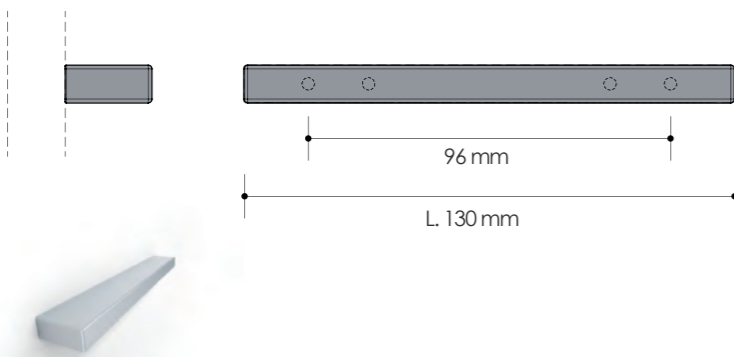
ANTE VETRO FUMÈ (sp. 0.5 cm)
SMOKED GLASS DOORS (0.5 cm thick)



Finitura vetro temprato sp. 0.5 cm Tempered glass finish, 0.5 cm thick



Q



Maniglia per ante in melaminico, vetro acidato con telaio in alluminio e vetro fumè.
Handle for melamine doors, acetated glass with aluminium frame and smoked glass doors.

MANIGLIE PER ANTE IN MELAMINICO
HANDLES FOR MELAMINE DOORS

Q



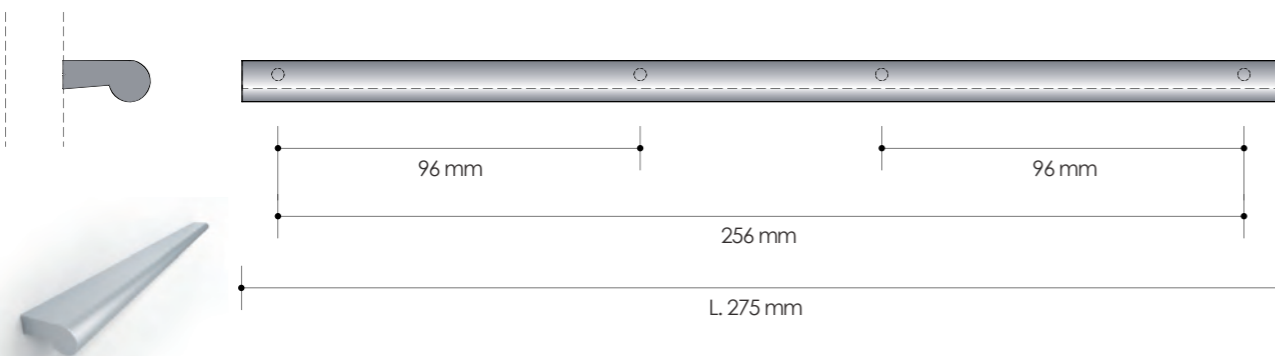
V



T




V



Maniglia per ante in melaminico, vetro acidato o vetro retrolaccato con telaio in alluminio e vetro fumè.
Handle for melamine doors, acetated or rear-lacquered glass with aluminium frame and smoked glass doors.

MANIGLIE PER ANTE IN VETRO RETROLACCATO CON TELAIO IN ALLUMINIO
HANDLES FOR REAR-LACQUERED GLASS DOORS

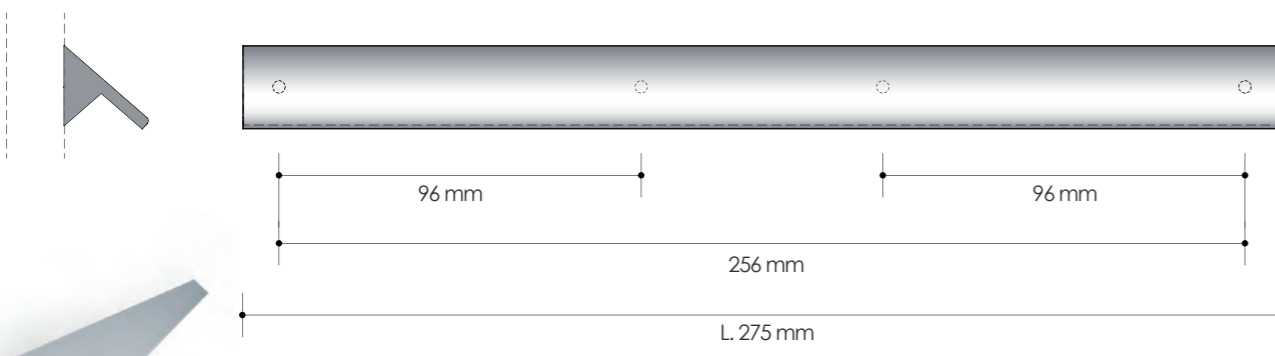
V



T




T




Maniglia per ante in melaminico, vetro acidato o vetro retrolaccato con telaio in alluminio e vetro fumè.
Handle for melamine doors, acetated or rear-lacquered glass with aluminium frame and smoked glass doors.

MANIGLIE PER ANTE IN VETRO
ACIDATO CON TELAIO IN ALLUMINIO
HANDLES FOR ACETATED GLASS
DOORS WITH ALUMINIUM FRAME


Q



V




T



MANIGLIE PER ANTE IN
VETRO FUMÈ
HANDLES FOR SMOKED
GLASS DOORS


Q



V

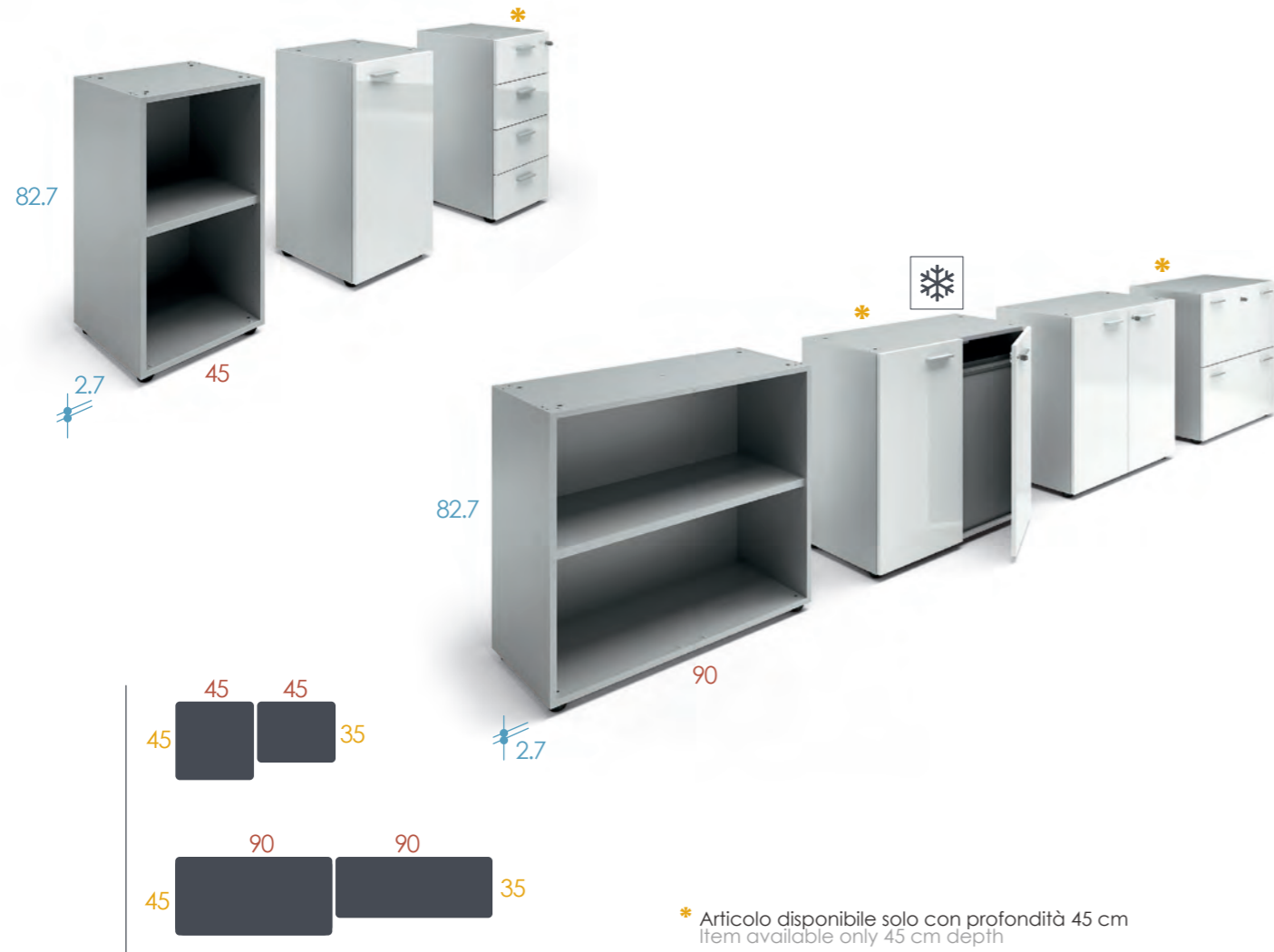


T




L LARGHEZZA | 45 | **H** ALTEZZA | 82.7 SENZA TOP
W I D T H | 90 | H E I G H T | 84.5 CON TOP
WITHOUT TOP
WITH TOP

L LARGHEZZA | 45 | **H** ALTEZZA | 127.5 SENZA TOP
W I D T H | 90 | H E I G H T | 129.3 CON TOP
WITHOUT TOP
WITH TOP



P PROFONDITÀ
DEPTH

ABBINAMENTI ANTE E SCOCHE
DOOR AND BODY COMBINATIONS



P PROFONDITÀ
DEPTH

ABBINAMENTI ANTE E SCOCHE
DOOR AND BODY COMBINATIONS



N.B.: i contenitori sono componibili, sovrapponibili (H max. 253 cm) e vanno completati con il top "obbligatorio" sp. 1.8 cm. Zoccoli "optional".
N.B.: storage units can be combined, stacked (max H 253 cm) and need to be completed with a 1.8 cm thick "compulsory" top. Base metal frames are optional.


L LARGHEZZA 45 **H** ALTEZZA 162.7 SENZA TOP
W I D T H 45 H E I G H T 162.7 WITHOUT TOP
164.5 CON TOP
WITH TOP

L LARGHEZZA 90 **H** ALTEZZA 162.7 SENZA TOP
W I D T H 90 H E I G H T 162.7 WITHOUT TOP
164.5 CON TOP
WITH TOP




P PROFONDITÀ
DEPTH

ABBINAMENTI ANTE E SCOCHE
DOOR AND BODY COMBINATIONS



P PROFONDITÀ
DEPTH

ABBINAMENTI ANTE E SCOCHE
DOOR AND BODY COMBINATIONS



N.B.: i contenitori sono componibili, sovrapponibili (H max. 253 cm) e vanno completati con il top "obbligatorio" sp. 1.8 cm.
Zoccoli "optional".
N.B.: storage units can be combined, stacked (max H 253 cm) and need to be completed with a 1.8 cm thick "compulsory"
top. Base metal frames are optional.

L LARGHEZZA
W I D T H 45 **H** ALTEZZA
H E I G H T 207.5 SENZA TOP
WITHOUT TOP
209.3 CON TOP
WITH TOP

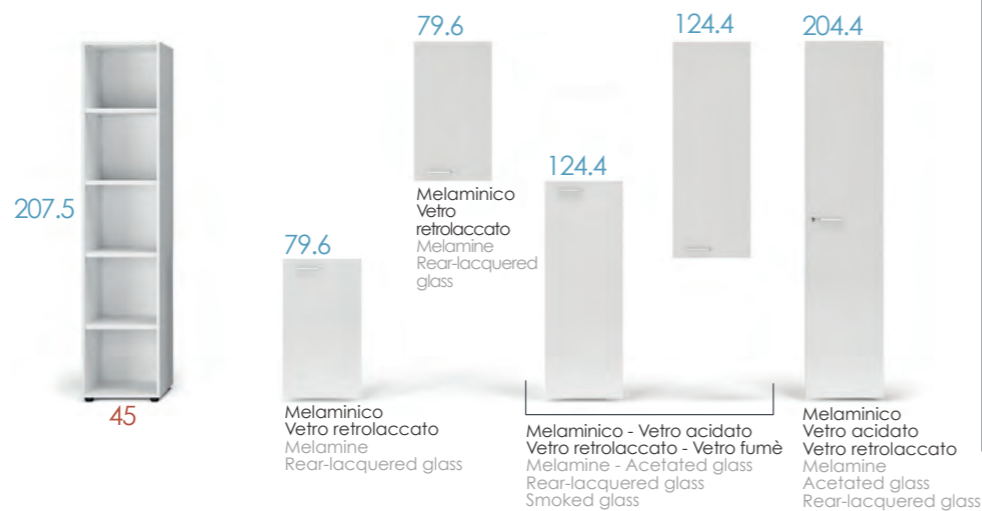


L LARGHEZZA
W I D T H 90 **H** ALTEZZA
H E I G H T 207.5 SENZA TOP
WITHOUT TOP
209.3 CON TOP
WITH TOP



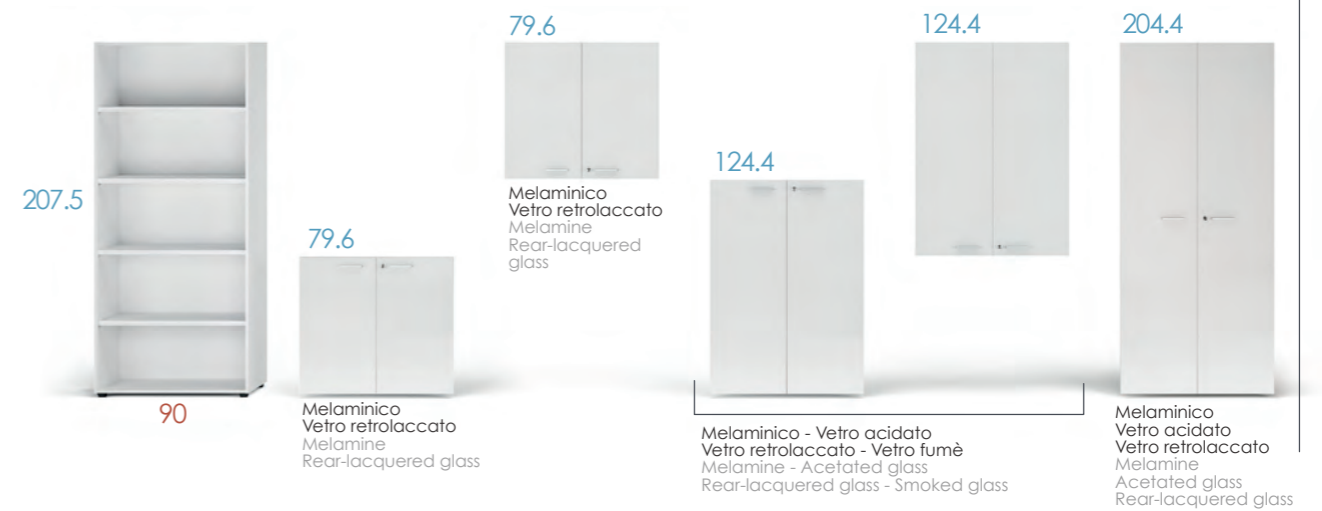
P PROFONDITÀ
D E P T H

ABBINAMENTI ANTE E SCOCHE
D O O R A N D B O D Y C O M B I N A T I O N S



P PROFONDITÀ
D E P T H

ABBINAMENTI ANTE E SCOCHE
D O O R A N D B O D Y C O M B I N A T I O N S



N.B.: i contenitori sono componibili, sovrapponibili (H max. 253 cm) e vanno completati con il top "obbligatorio" sp. 1.8 cm.
Zoccoli "optional".
N.B.: storage units can be combined, stacked (max H 253 cm) and need to be completed with a 1.8 cm thick
"compulsory" top. Base metal frames are optional.

CAPACITÀ RIPIANI
SHELF STORAGE CAPACITY

4 DOX (L 45) CON ANTE WITH DOORS
4 DOX (L 45) A GIORNO OPEN




45

9 DOX (L 90) CON ANTE WITH DOORS
10 DOX (L 90) A GIORNO OPEN



90



23 CARTELLE FOLDERS




45

48 CARTELLE FOLDERS



90



Possibilità di archiviazione cartelle sotto i ripiani metallici con profondità 45 cm
Possibility to store the folders under the metal shelves with 45 cm depth

PORTATA RIPIANI MELAMINICO E METALLO
MELAMINE AND METAL SHELF CARRYING CAPACITY


Portata max di ogni contenitore 200 kg
Maximum carrying capacity of each storage unit is 200 kgs

30 KG




Portata ripiani L 45 cm in melaminico = 30 kg
45 cm melamine shelf carrying capacity = 30 kgs

30 KG




Portata ripiani L 90 cm in melaminico = 30 kg
90 cm melamine shelf carrying capacity = 30 kgs

40 KG



Portata ripiani L 45 cm in metallo = 40 kg
45 cm metal shelf carrying capacity = 40 kgs

40 KG



Portata ripiani L 90 cm in metallo = 40 kg
90 cm metal shelf carrying capacity = 40 kgs

Portata massima dei ripiani con carico uniformemente distribuito
Shelf maximum static load with uniformly distributed weight

CAPACITÀ CONTENITIVA
STORAGE CAPACITY

CONTENITORI CON ANTE
STORAGE UNITS WITH DOORS

20 DOX (L 45)

45 DOX (L 90)



209.3

164.5

16 DOX (L 45)

36 DOX (L 90)

12 DOX (L 45)


27 DOX (L 90)

129.3

8 DOX (L 45)

18 DOX (L 90)

84.5



CONTENITORI A GIORNO
OPEN STORAGE UNITS

20 DOX (L 45)

50 DOX (L 90)



209.3

164.5

16 DOX (L 45)

40 DOX (L 90)

12 DOX (L 45)

30 DOX (L 90)

129.3

8 DOX (L 45)

20 DOX (L 90)


84.5

N.B.: Le quantità riportate si riferiscono alla capienza del contenitore indicato
N.B.: The listed quantities refer to the total storage capacity of the shown unit


CAPACITÀ TELAI PORTACARTELLE E CLASSIFICATORI
FILING DRAWERS STORAGE CAPACITY

P PROFONDITÀ
D E P T H 45


50 CARTELLE (A)
FOLDERS




23 CARTELLE (A)
FOLDERS



40 CARTELLE (B)
FOLDERS



SOLUZIONE CON BOX METALLICO
SOLUTION WITH METAL BOX



50 CARTELLE (A)
FOLDERS



40 CARTELLE (B)
FOLDERS



SOLUZIONE CON BOX METALLICO
SOLUTION WITH METAL BOX



*Box metallici "optional" solo L 90 cm
"Optional" metal boxes only 90 cm available

APPENDIABILI
WARDROBES

P PROFONDITÀ
D E P T H 45



L 45 - L 90 cm con asta portabiti scorrevole
45 - 90 cm with sliding hanger bar

FRIGOBAR
MINI BAR



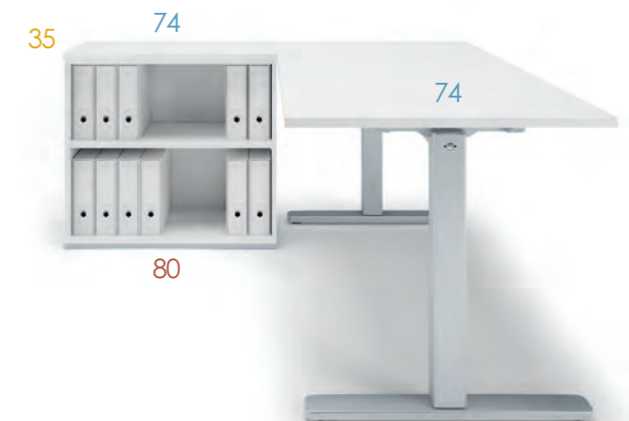
Frigobar incassato, capienza 50 litri, 70 Watt, 220/230 Volt
Built-in mini-bar fridge, 50 lt capacity, 70 Watt, 220/230 Volt

CONTENITORI H 74
H 74 HIGH STORAGE UNITS

P PROFONDITÀ
D E P T H 35



Contenitore coplanare P 35 - L 80 - H 74 cm con ante
D 35 W 80 H 74 cm coplanar storage unit with doors



Contenitore coplanare P 35 - L 80 - H 74 cm a giorno
D 35 W 80 H 74 cm open coplanar storage unit




- 01 Contenitore h. 82.7 cm 4 cassetti
4 drawers storage unit H 82.7 cm
- 02 Contenitore classificatore h. 82.7 cm
Filing drawer unit H 82.7 cm
- 03 Contenitore a giorno h. 127.5 cm
Open storage unit H 127.5 cm
- 04 Contenitore a giorno h. 162.7 cm
Open storage unit H 162.7 cm
- 05 Contenitore a giorno h. 207.5 cm
Open storage unit H 207.5 cm
- 06 Contenitore a giorno h. 207.5 cm per ante sovrapposte o parziali
Open storage unit H 207.5 for overlapped or partial doors
- 07 Ante piene h. 79.6 cm
Wooden doors H 79.6 cm
- 08 Ante h.124.4 cm vetro retrolaccato con telaio
Rear-lacquered glass doors with aluminium frame H 124.4 cm
- 09 Ante piene h. 204.4 cm
Wooden doors H 204.4 cm
- 10 Anta h.159.6 cm vetro fumè
Smoked glass doors H 159.6 cm
- 11 Anta h. 124.4 cm vetro acidato con telaio
Acetated glass door with aluminium frame H 124.4
- 12 Top "obbligatorio" sp. 1.8 cm
"Compulsory" top 1.8 cm thick
- 13 Ripiano posizionabile in melaminico o metallo sp. 2.5 cm
Melamine or metal height adjustable shelf 2.5 cm thick
- 14 Piedini regolabili sp. 2.7 cm
Adjustable feet 2.7 cm thick
- 15 Zoccolo metallico "optional" sp. 2.7 cm
"Optional" base metal frame 2.7 cm thick

DIMENSIONI COMPONENTI
COMPONENT DIMENSIONS



TOP "obbligatorio" sp. 1.8 cm
"Compulsory" top 1.8 cm thick

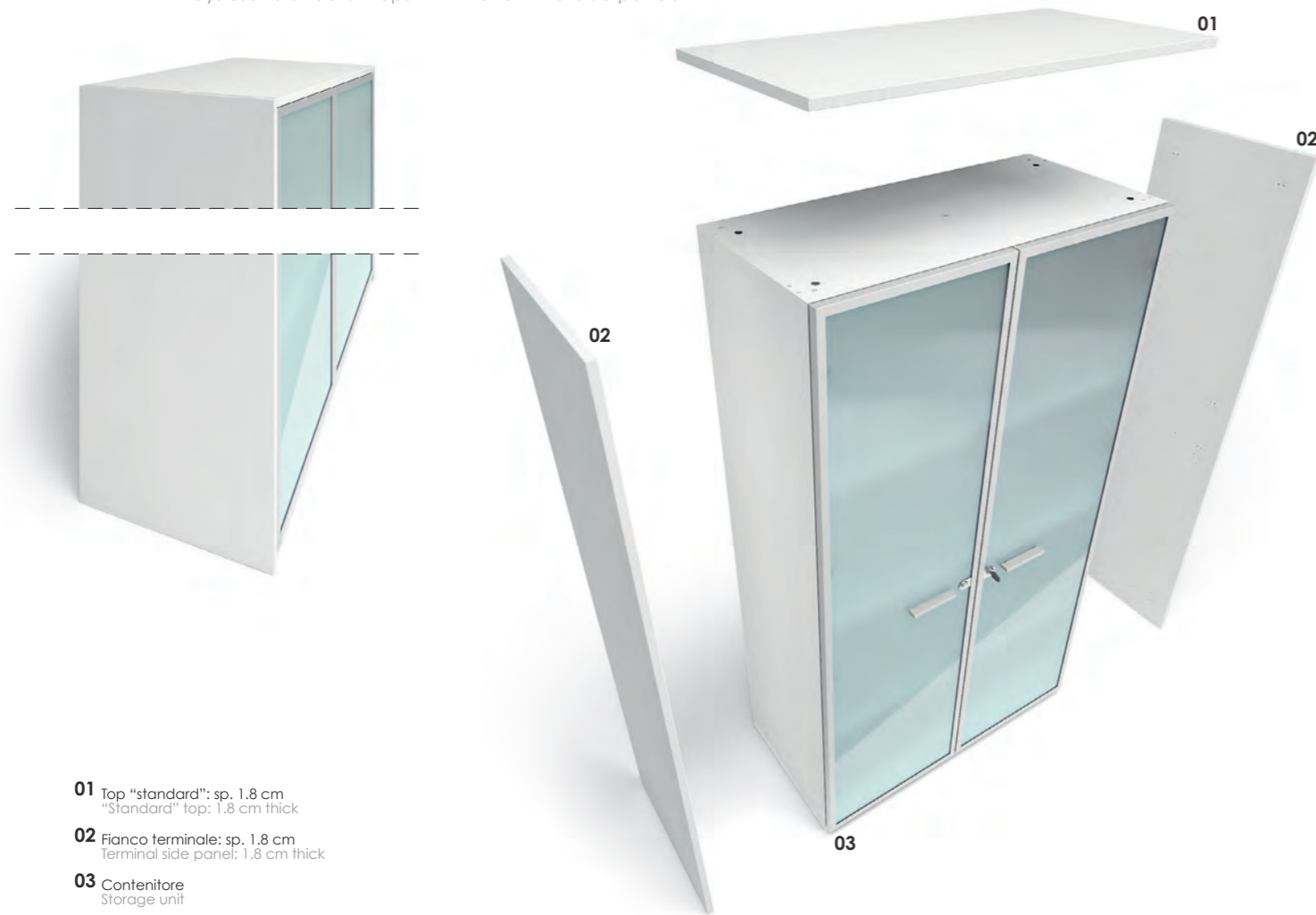


ZOCCOLI "optional"
"Optional" metal base frames



FIANCHI TERMINALI
TERMINAL SIDE PANELS

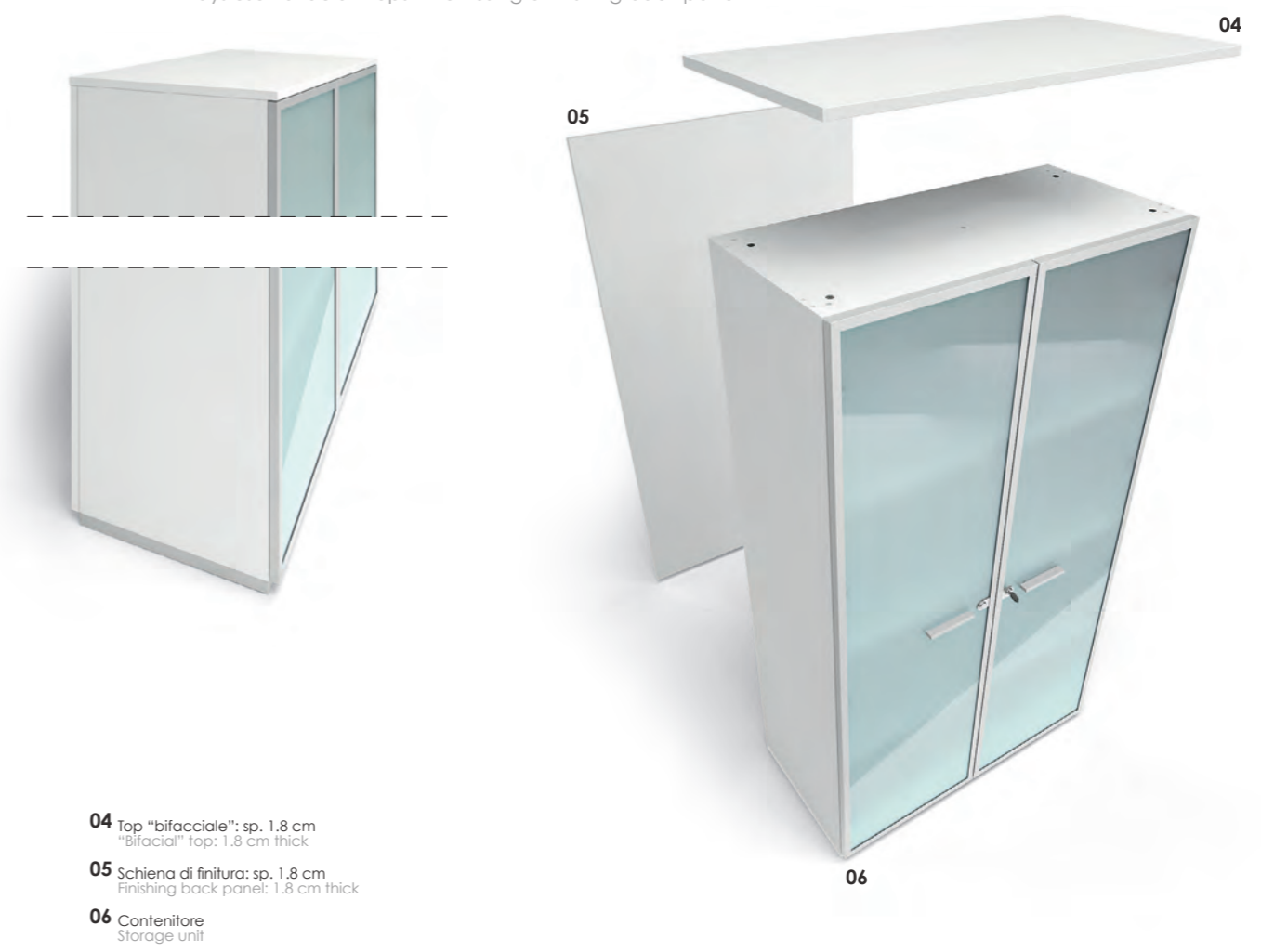
Per l'utilizzo dei fianchi terminali abbinare sempre top "standard"
Always use "standard" tops with the terminal side panels



- 01 Top "standard": sp. 1.8 cm
"Standard" top: 1.8 cm thick
- 02 Fianco terminale: sp. 1.8 cm
Terminal side panel: 1.8 cm thick
- 03 Contenitore
Storage unit


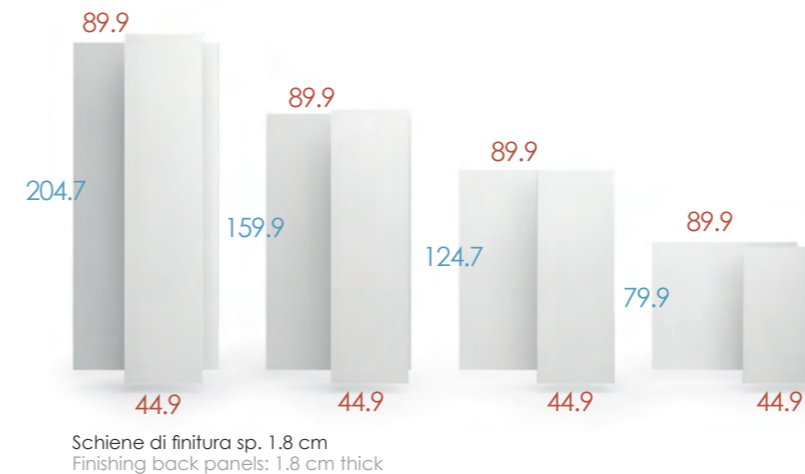

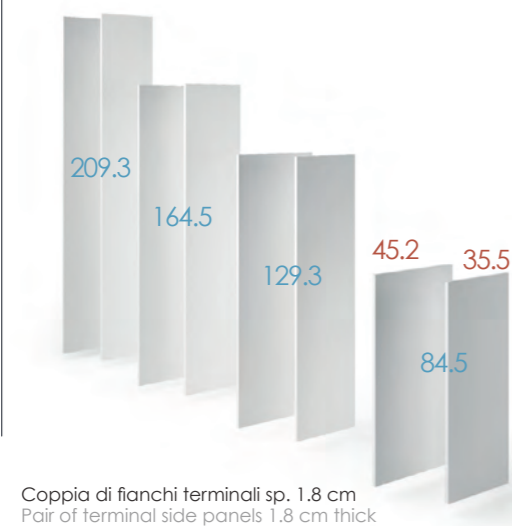
SCHIENE DI FINITURA DA UTILIZZARE SOLO PER SCOCCHE P45
FINISHING BACK PANELS, TO BE USED ONLY WITH 45 cm DEEP UNITS

Per l'utilizzo della schiena di finitura abbinare sempre top "bifacciali"
Always use "bifacial" tops when using a finishing back panel



- 04 Top "bifacciale": sp. 1.8 cm
"Bifacial" top: 1.8 cm thick
- 05 Schiena di finitura: sp. 1.8 cm
Finishing back panel: 1.8 cm thick
- 06 Contenitore
Storage unit

DIMENSIONI COMPONENTI
COMPONENT DIMENSIONS

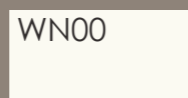




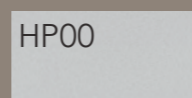


CONTENITORI STORAGE UNITS

Scocca in melaminico sp. 1.8 cm e ripiani in melaminico o metallo sp. 2.5 cm
Body in melamine 1.8 cm thick and 2.5 cm thick melamine or metal shelves




Bianco
White




Alluminio
Aluminium

Ante e Top in melaminico (*) o laminato (**) sp. 1.8 cm
Doors and tops in melamine (*) or laminate (**) 1.8 cm thick



Bianco
White




Grigio chiaro
Light grey



Noce
Walnut



Rovere chiaro
Light oak



Rovere Moro
Dark oak




Rovere Tabacco
Tobacco oak




Bianco lucido
Glossy white

Ante in vetro fumè temprato sp. 0.5 cm (H 124.4/159.6 cm)
Tempered smoked grey glass doors 0.5 cm thick (H 124.4/159.6 cm thick)




Fumè
Smoked grey glass

Ante in vetro temprato sp. 0.4 cm con telaio in alluminio anodizzato 2 cm (H 124.4/159.6/204.4 cm)
Tempered glass doors 0.4 cm thick with anodized aluminium frame 2 cm thick (H 124.4/159.6/204.4 cm thick)




Acidato
Acetated glass

Ante in vetro temprato sp. 0.4 cm con telaio in alluminio anodizzato sp. 2 cm (H 79.6/124.4/159.6/204.4 cm)
Tempered glass doors 0.4 cm thick with anodized aluminium frame 2 cm thick (H 79.6/124.4/159.6/204.4 cm thick)




Retro-laccato bianco
Rear-lacquered white




Retro-laccato nero
Rear-lacquered black

CONTENITORI STORAGE UNITS

Fianchi e schiene di finitura in melaminico (*) o laminato (**) sp. 1.8 cm
Decorative side and back panels melamine (*) or laminate (**) 1.8 cm thick



Bianco
White



Grigio chiaro
Light grey



Noce
Walnut




Rovere chiaro
Light oak



Rovere Moro
Dark oak




Rovere Tabacco
Tobacco oak



Bianco lucido
Glossy white

MANIGLIE STANDARD STANDARD HANDLES



Interasse 96 mm
96 mm Centers



Interasse 256 mm
256 mm Centers



Interasse 256 mm
256 mm Centers

SCHEMA DIMENSIONI E TIPOLOGIE - SCHEME OF DIMENSIONS AND TYPOLOGIES

TIPOLOGIE ANTE VETRO DISPONIBILI - AVAILABLE GLASS DOORS
A: Anta vetro fumè con o senza serratura / Smoked glass door with or without lock
B: Anta vetro acidato con telaio in alluminio dotata di serratura / Acidated glass door with aluminium frame and lock
C: Anta vetro retrolaccato con telaio in alluminio / Rear-lacquered glass door with aluminium frame

NOTA BENE - NOTES:
 I contenitori P. 35 cm sono disponibili solo con ripiani in melaminico / 35 cm deep storage units are available only with melamine shelves
 ♠ = Contenitori attrezzati disponibili solo P. 45 cm / Storage units with accessories only available in 45 cm depth
 * = Contenitori disponibili solo P. 45 cm / Storage units available only in 45 cm depth
 ** = Contenitori sovrapposti disponibili solo P. 45 cm / Stackable storage units only available in 45 cm depth

L 45 - H 82,7
L 90 - H 82,7

L 45 - H 127,5
L 90 - H 127,5

L 45 - H 162,7
L 90 - H 162,7

L 45 - H 207,5
L 90 - H 207,5

N.B.: LE DIMENSIONI SONO ESPRESSE IN CM - CONSULTARE IL LISTINO PREZZI PER LE CARATTERISTICHE TECNICHE, I CODICI DEGLI ARTICOLI E DELLE FINITURE.
 N.B.: DIMENSIONS ARE STATED IN CM - FOR TECHNICAL CHARACTERISTICS, ARTICLE CODE NUMBERS AND FINISHING SEE PRICE LIST.

CONTENITORI A GIORNO - OPEN STORAGE UNITS

NOTA BENE - NOTES:
 CNA _____ P 33,2 / CNB _____ P 43: Ripiano in melaminico / Melamine shelf
 CNBM0 _____ P 43: Ripiano in metallo / Metal shelf

L 45 - H 82,7
L 90 - H 82,7

L 45 - H 127,5
L 90 - H 127,5

L 45 - H 162,7
 Per ante sovrapposte o parziali / For overlapped or partial doors
L 45 - H 162,7
 Per ante sovrapposte o parziali / For overlapped or partial doors

L 90 - H 162,7
 Per ante sovrapposte o parziali / For overlapped or partial doors
L 90 - H 162,7
 Per ante in vetro con telaio in all. anod. / For glass doors with anod. alumin. frame

L 45 - H 207,5
 Per ante sovrapposte o parziali / For overlapped or partial doors
L 45 - H 207,5
 Per ante parziali e vano a giorno / For partial doors and open space
L 90 - H 207,5
 Per ante sovrapposte o parziali / For overlapped or partial doors
L 90 - H 207,5
 Per ante parziali e vano a giorno / For partial doors and open space
L 90 - H 207,5
 Per ante con vetro acidato / For acidated tempered glass doors

CONTENITORI ATTREZZATI - STORAGE UNITS WITH ACCESSORIES

CONTENITORI H. 74 - STORAGE UNITS H. 74

CNB0Q4000 □ **CNB0V4000** ▽ **CNB0T4000** □ **CNB0Q4004** □ **CNB0V4004** ▽ **CNB0T4004** □ **CNB0Q4134** □ **CNB0V4134** ▽ **CNB0T4134** □ **CNB0Q4015** □ **CNB0V4015** ▽ **CNB0T4015** □ **CNB0Q4016** □ **CNB0V4016** ▽ **CNB0T4016** □

↳ Con serratura / With lock F = Frigo-bar / Mini-bar

L 80 - P 33 - H 71,5 ÷ 72,2
 Contenitore complanare a giorno / Open coplanar storage unit
 Top L80 - P 35,5 - sp. 1,8 / Top of 1,8cm thick
 --- 4212_ /18 ---
 Top L80 - P 35,5 - sp. 2,5 / Top of 2,5cm thick
 --- 4212_ /25 ---

L 80 - P 35 - H 71,5 ÷ 72,2
 Contenitore complanare con ante / Coplanar storage unit with doors
 --- 4310 ---
 --- Q4003 □
 --- V4003 ▽
 --- T4003 □

N.B.: Aggiungere sempre il Top sp. 1,8 o 2,5 cm: con entrambi l'altezza totale è di 74 cm /
 N.B.: Always add the 1,8cm or 2,5cm thick tops: with both height is 74 cm

N.B.: LE DIMENSIONI SONO ESPRESSE IN CM - CONSULTARE IL LISTINO PREZZI PER LE CARATTERISTICHE TECNICHE, I CODICI DEGLI ARTICOLI E DELLE FINITURE.
 N.B.: DIMENSIONS ARE STATED IN CM - FOR TECHNICAL CHARACTERISTICS, ARTICLE CODE NUMBERS AND FINISHING SEE PRICE LIST.

ANTE PIENE IN MELAMINICO - MELAMINE WOODEN DOORS

L 44,7 - P 1,8 - H 79,6 CN00Q410000_ ◦ CN00V410000_ ▽ CN00T410000_ □	L 89,6 - P 1,8 - H 79,6 CN00Q410100_ ◦ CN00V410100_ ▽ CN00T410100_ □	L 89,6 - P 1,8 - H 79,6 CN00Q410800_ ◦ CN00V410800_ ▽ CN00T410800_ □	L 44,7 - P 1,8 - H 124,4 CN00Q410200_ ◦ CN00V410200_ ▽ CN00T410200_ □	L 89,6 - P 1,8 - H 124,4 CN00Q410900_ ◦ CN00V410900_ ▽ CN00T410900_ □	L 89,6 - P 1,8 - H 124,4 CN00Q411000_ ◦ CN00V411000_ ▽ CN00T411000_ □
L 44,7 - P 1,8 - H 159,6 CN00Q413000_ ◦ CN00V413000_ ▽ CN00T413000_ □	L 89,6 - P 1,8 - H 159,6 CN00Q413200_ ◦ CN00V413200_ ▽ CN00T413200_ □	L 44,7 - P 1,8 - H 204,4 CN00Q411200_ ◦ CN00V411200_ ▽ CN00T411200_ □	L 89,6 - P 1,8 - H 204,4 CN00Q411100_ ◦ CN00V411100_ ▽ CN00T411100_ □		

ANTE IN VETRO CON TELAIO IN ALLUMINIO ANODIZZATO (B) - GLASS DOORS WITH ANODISED ALUMINIUM FRAME (B)

L 44,7 - P 2 - H 124,4 CN00Q4102HD_ ◦ CN00V4102HD_ ▽ CN00T4102HD_ □	L 89,6 - P 2 - H 124,4 CN00Q4102HS_ ◦ CN00V4102HS_ ▽ CN00T4102HS_ □	L 44,7 - P 2 - H 159,6 CN00Q4109HD_ ◦ CN00V4109HD_ ▽ CN00T4109HD_ □	L 89,6 - P 2 - H 159,6 CN00Q4109HS_ ◦ CN00V4109HS_ ▽ CN00T4109HS_ □	L 44,7 - P 2 - H 204,4 CN00Q4132HD_ ◦ CN00V4132HD_ ▽ CN00T4132HD_ □	L 89,6 - P 2 - H 204,4 CN00Q4132HS_ ◦ CN00V4132HS_ ▽ CN00T4132HS_ □	L 44,7 - P 2 - H 204,4 CN00Q4112HD_ ◦ CN00V4112HD_ ▽ CN00T4112HD_ □	L 89,6 - P 2 - H 204,4 CN00Q4112HS_ ◦ CN00V4112HS_ ▽ CN00T4112HS_ □	L 44,7 - P 2 - H 204,4 CN00Q4111HD_ ◦ CN00V4111HD_ ▽ CN00T4111HD_ □	L 89,6 - P 2 - H 204,4 CN00Q4111HS_ ◦ CN00V4111HS_ ▽ CN00T4111HS_ □
--	--	--	--	--	--	--	--	--	--

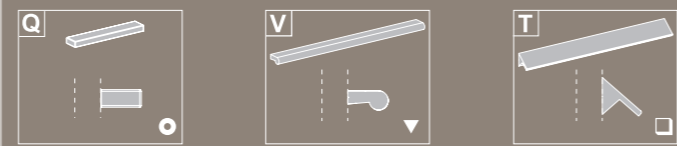
ANTE IN VETRO RETROLACCATO CON TELAIO IN ALLUMINIO ANODIZZATO (C) - REAR-LACQUERED GLASS DOORS WITH ANODISED ALUMINIUM FRAME (C)

L 44,7 - P 2 - H 79,6 CN00V4100HD_ ▽ CN00T4100HD_ □	L 89,6 - P 2 - H 79,6 CN00V4100HS_ ▽ CN00T4100HS_ □	L 44,7 - P 2 - H 124,4 CN00V4102HD_ ▽ CN00T4102HD_ □	L 89,6 - P 2 - H 124,4 CN00V4102HS_ ▽ CN00T4102HS_ □	L 44,7 - P 2 - H 159,6 CN00V4130HD_ ▽ CN00T4130HD_ □	L 89,6 - P 2 - H 159,6 CN00V4130HS_ ▽ CN00T4130HS_ □	L 44,7 - P 2 - H 204,4 CN00V4112HD_ ▽ CN00T4112HD_ □	L 89,6 - P 2 - H 204,4 CN00V4112HS_ ▽ CN00T4112HS_ □	L 44,7 - P 2 - H 204,4 CN00V4111HD_ ▽ CN00T4111HD_ □	L 89,6 - P 2 - H 204,4 CN00V4111HS_ ▽ CN00T4111HS_ □
---	---	--	--	--	--	--	--	--	--

ANTE IN VETRO FUMÈ (A) - SMOKED-GREY GLASS DOOR (A)

L 44,7 - P 0,5 - H 124,4 CN00Q410200_ ◦ CN00V410200_ ▽ CN00T410200_ □	L 89,6 - P 0,5 - H 124,4 CN00Q410900_ ◦ CN00V410900_ ▽ CN00T410900_ □	L 44,7 - P 0,5 - H 159,6 CN00Q413000_ ◦ CN00V413000_ ▽ CN00T413000_ □	L 89,6 - P 0,5 - H 159,6 CN00Q413200_ ◦ CN00V413200_ ▽ CN00T413200_ □
L 44,7 - P 0,5 - H 124,4 CN00Q41020_ ◦ CN00V41020_ ▽ CN00T41020_ □	L 89,6 - P 0,5 - H 124,4 CN00Q41090_ ◦ CN00V41090_ ▽ CN00T41090_ □	L 44,7 - P 0,5 - H 159,6 CN00Q41300_ ◦ CN00V41300_ ▽ CN00T41300_ □	L 89,6 - P 0,5 - H 159,6 CN00Q41320_ ◦ CN00V41320_ ▽ CN00T41320_ □

TIPOLOGIE MANIGLIE DISPONIBILI - AVAILABLE HANDLE TYPOLOGIES



N.B.: ◯ ▽ □ = Possibili maniglie da abbinare / Possible matching handles

TIPOLOGIE ANTE VETRO DISPONIBILI - GLASS DOORS AVAILABLE

A: Anta vetro fumè con o senza serratura / Smoked glass door with or without lock
B: Anta vetro acidato con telaio in alluminio dotata di serratura / Acidated glass door with aluminium frame and lock
C: Anta vetro retrolaccato con telaio in alluminio / Rear-lacquered glass door with aluminium frame

⇒ Con serratura / With lock

N.B.: LE DIMENSIONI SONO ESPRESSE IN CM - CONSULTARE IL LISTINO PREZZI PER LE CARATTERISTICHE TECNICHE, I CODICI DEGLI ARTICOLI E DELLE FINITURE.
N.B.: DIMENSIONS ARE STATED IN CM - FOR TECHNICAL CHARACTERISTICS, ARTICLE CODE NUMBERS AND FINISHING SEE PRICE LIST.

COMPONENTI PER CONTENITORI - COMPONENTS FOR STORAGE UNITS

P 35/45 - H 1,8 Top per contenitore Top for unit CNA00420100_ L 45,1 - P 35,5 CNB00420100_ L 45,1 - P 45,2 CNA00420200_ L 90,1 - P 35,5 CNB00420200_ L 90,1 - P 45,2 CNA00420300_ L 135,1 - P 35,5 CNB00420300_ L 135,1 - P 45,2 CNA00420400_ L 180,1 - P 35,5 CNB00420400_ L 180,1 - P 45,2 CNA00420500_ L 225,2 - P 35,5 CNB00420500_ L 225,2 - P 45,2 CNA00420600_ L 270,2 - P 35,5 CNB00420600_ L 270,2 - P 45,2	P 47,2 - H 1,8 Top bifaciali per contenitori Bifacial Top for unit CNC00420100_ L 45,1 CNC00420200_ L 90,1 CNC00420300_ L 135,1 CNC00420400_ L 180,1 CNC00420500_ L 225,2 CNC00420600_ L 270,2	L 1,8 Coppia fianchi terminali Pair of lateral side CNA00429600_ P 35,5 - H 84,5 CNB00429600_ P 45,2 - H 84,5 CNA00429700_ P 35,5 - H 129,3 CNB00429700_ P 45,2 - H 129,3 CNA00429800_ P 35,5 - H 164,5 CNB00429800_ P 45,2 - H 164,5 CNA00429900_ P 35,5 - H 209,3 CNB00429900_ P 45,2 - H 209,3	P 1,8 Schiene di finitura Finishing backs CN000000100_ L 44,9 - H 79,9 CN000000500_ L 89,9 - H 79,9 CN000001000_ L 44,9 - H 124,7 CN000001500_ L 88,9 - H 124,7 CN000002000_ L 44,9 - H 159,9 CN000002500_ L 88,9 - H 159,9 CN000003000_ L 44,9 - H 204,7 CN000003500_ L 88,9 - H 204,7
L 41,4 - H 2,5 Ripiani per contenitore L 45 Shelf for 45 W unit CNA004145_ P 29,8 (Melam.) CNB004145_ P 39,5 (Melam.) CNBM04145_ P 39,5 (Metal)	L 45 - P 35 - H 2,5 Coppia ripiani per contenitore L 45 Pair of shelves for 45 W unit CNA004146_ P 29,8 (Melam.) CNB004146_ P 39,5 (Melam.) CNBM04146_ P 39,5 (Metal)	L 90 - P 35 - H 2,5 Ripiani per contenitore L 90 Shelf for 90 W unit CNA004190_ P 29,8 (Melam.) CNB004190_ P 39,5 (Melam.) CNBM04190_ P 39,5 (Metal)	L 90 - P 35 - H 2,5 Coppia ripiani per contenitore L 90 Pair of shelves for 90 W unit CNA004191_ P 29,8 (Melam.) CNB004191_ P 39,5 (Melam.) CNBM04191_ P 39,5 (Metal)
L 41,4 - H 2,5 Ripiano per contenitore L 45 con ante sovrapposte o parziali / Shelf for 45 W unit with overlapped or partial doors CNA004147_ P 31,2 (Melam.) CNB004147_ P 40,9 (Melam.) CNBM04147_ P 40,9 (Metal)	L 86,4 - H 2,5 Ripiano per contenitore L 90 con ante sovrapposte o parziali / Shelf for 90 W unit with overlapped or partial doors CNA004193_ P 31,2 (Melam.) CNB004193_ P 40,9 (Melam.) CNBM04193_ P 40,9 (Metal)	L 86,4 - H 2,5 Ripiano per contenitore L 90 con coppia ante vetro alte con telaio e serratura / Shelf for 90 W unit with pair of tall glass doors with frame and lock CNA004194_ P 29,8 (Melam.) CNB004194_ P 39,5 (Melam.)	 Kit staffe di fissaggio a muro per contenitori P 33,2 / Kit of wall fixing brackets for 33,2 D units CN00000515_
H 2,8 Zoccoli metallici per contenitori L 45 / L 90 Base metal frames for units L 45 / L 90 CNA004445_ L 44,9 - P 33 CNB004445_ L 44,9 - P 42,8 CNA004490_ L 89,9 - P 33 CNB004490_ L 89,9 - P 42,8	 Zoccoli metallici per contenitori L 80 / H 74 Base metal frames for units L 80 / H 74 _ _ A0044_ _ P 33 _ _ B0044_ _ P 35		

I CONTENITORI SONO COMPONIBILI, SOVRAPPONIBILI E VANNO COMPLETATI CON I TOP / STORAGE UNITS ARE MODULAR, STACKABLE AND THEY MUST BE COMPLETED WITH TOPS

N.B.: LE DIMENSIONI SONO ESPRESSE IN CM - CONSULTARE IL LISTINO PREZZI PER LE CARATTERISTICHE TECNICHE, I CODICI DEGLI ARTICOLI E DELLE FINITURE.
N.B.: DIMENSIONS ARE STATED IN CM - FOR TECHNICAL CHARACTERISTICS, ARTICLE CODE NUMBERS AND FINISHING SEE PRICE LIST.



DV510 CONTENITORI COMPLANARI
STORAGE UNITS WITH COPLANAR
SLIDING DOORS

DV500

ARCHIVIAZIONE
STORAGE

Tecnicità, pulizia formale, funzionalità e capacità contenitiva sono i plus vincenti degli armadi con "ante complanari". Composti da scocca unica con divisorio centrale, ripiani e due ante di ampie dimensioni, che scorrono sovrapponendosi tra di loro, con "soft-closing". Tutto ciò grazie ad un sofisticato meccanismo posizionato sul cappello, che permette un eccellente funzionamento delle ante.

Technical details, clean lines, functionality, nice storage capacity are the unique selling points of these storage units with "coplanar sliding doors". They are composed of a single body with central dividing panel, shelves and two big doors that slide one on top of the other with a soft closing device. A sophisticated mechanism positioned on the top of the body assures an excellent sliding performance of the doors.

P PROFONDITÀ
D E P T H 45

L LARGHEZZA
W I D T H 180.5 SENZA FIANCHI TERMINALI
WITHOUT TERMINAL SIDE PANELS
184 CON FIANCHI TERMINALI
WITH TERMINAL SIDE PANELS

H ALTEZZA
H E I G H T 209 SENZA COPERCHIO
WITHOUT TOP
213 CON COPERCHIO
WITH TOP



DV510

CONTENITORI COMPLANARI
STORAGE UNITS WITH COPLANAR
SLIDING DOORS



Contenitore ad ante scorrevoli complanari con coperchio e fianchi terminali
Storage units with coplanar sliding doors with top and lateral sides

Contenitore ad ante scorrevoli complanari
Storage units with coplanar sliding doors



DETTAGLI
DETAILS

Soluzioni con coperchio
Solutions with top



Anta chiusa - Closed door



Anta aperta - Opened door

ACCESSORI
ACCESSORIES



Possibilità di archiviazione con integrazione portacartelle estraibile
Storage possibility with integration of draw-out folder frame



Possibilità di archiviazione cartelle sospese sotto i ripiani metallici
Possibility of filing hanging folders under metal shelves

ELEMENTS




CONTENITORI STORAGE UNITS

Scocca e ripiani in melaminico sp. 2.5 cm
Body and shelves in melamine 2.5 cm thick



Alluminio
Aluminium

Ripiani in metallo sp. 2.5 cm
Shelves in metal 2.5 cm thick



Alluminio
Aluminium

Ante scorrevoli in melaminico (*) o laminato (**) sp. 1.8 cm
Sliding doors in melamine (*) or laminate (**) sp. 1.8 cm thick



Noce
Walnut



Rovere chiaro
Light oak



Rovere Moro
Dark oak




Rovere Tabacco
Tobacco oak



Bianco lucido
Glossy white

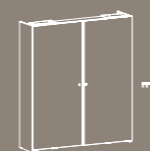
MANIGLIA HANDLE

Maniglia di serie
Standard handle for doors

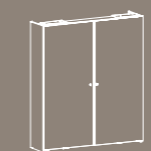


CONTENITORI COMPLANARI - STORAGE UNITS WITH COPLANAR SLIDING DOORS

L 180,5 - P 45 - H 209

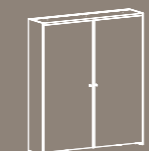


⊗ CN4059_H
Con ripiani in melaminico
With melamine shelves

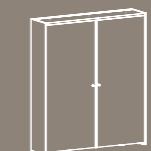


⊗ CNM4059_H
Con ripiani in metallo
With metal shelves

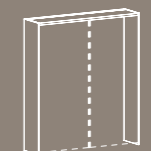
L 184 - P 45,2 - H 211 (213)



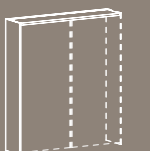
⊗ CN4059_HH
Con ripiani in melaminico + Coperchio e fianchi terminali
With melamine shelves + Top and lateral sides



⊗ CNM4059_HH
Con ripiani in metallo + Coperchio e fianchi terminali
With metal shelves + Top and lateral sides



⊗ CN4058HH
Kit coperchio + Fianchi terminali (Optional)
Kit top + Lateral sides (Optional)




⊗ CN4058HH1
Kit coperchio + Fianco intermedio (Optional)
Kit top + Middle side (Optional)

⇒ Con serratura / With lock

⊗ = Fino ad esaurimento / Until exhaustion

N.B.: LE DIMENSIONI SONO ESPRESSE IN CM - CONSULTARE IL LISTINO PREZZI PER LE CARATTERISTICHE TECNICHE, I CODICI DEGLI ARTICOLI E DELLE FINITURE.
N.B.: DIMENSIONS ARE STATED IN CM - FOR TECHNICAL CHARACTERISTICS, ARTICLE CODE NUMBERS AND FINISHING SEE PRICE LIST.





DV522
DV521
DV520

LIBRERIE ANTE SCORREVOLI
BOOKSHELVES WITH SLIDING DOORS

LIBRERIE SALISCENDI
BOOKSHELVES WITH SLIDING
SASH-DOORS

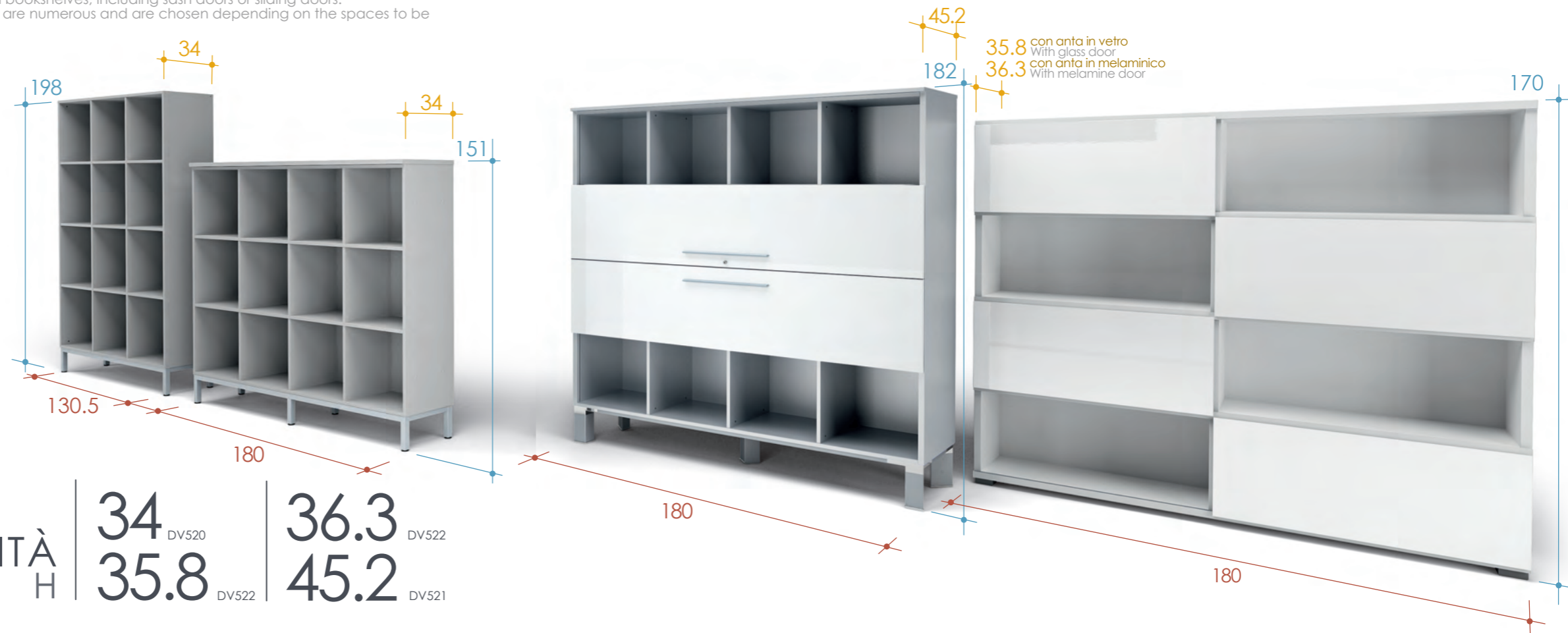
LIBRERIE GIORNO
OPEN BOOKSHELVES

DV500

ARCHIVIAZIONE
STORAGE

Il panorama delle librerie si presenta con un ampio programma ricco di soluzioni su misura. Tra queste si possono scegliere librerie a giorno, con ante saliscendi e con ante scorrevoli. Le relative combinazioni cromatiche previste sono molteplici e vanno scelte secondo lo spazio da arredare.

The bookshelf panorama stands out for its variety, rich of tailor-made solutions. Among these you can chose open bookshelves, including sash doors or sliding doors. The available colour combinations are numerous and are chosen depending on the spaces to be furnished.



P	PROFONDITÀ D E P T H	34 _{DV520}	36.3 _{DV522}
		35.8 _{DV521}	45.2 _{DV521}

L	LARGHEZZA W I D T H	130.5 _{DV520}
		180 _{DV520 DV521 DV522}

H	ALTEZZA H E I G H T	151 _{DV520}	182 _{DV521}
		170 _{DV522}	198 _{DV520}



Le librerie ad "ante scorrevoli" sono caratterizzate dalle molteplici combinazioni cromatiche e formali che si possono configurare grazie alla varietà di ante in melaminico o in vetro. Il meccanismo che permette alle ante di scorrere è predisposto per agganciare con facilità le stesse che sono anche provviste di particolare "soft-closing" nella fase di fine corsa.

The bookshelves with "sliding doors" are characterised by their chromatic and formal combination possibilities, supported by the variety of melamine and glass doors. The sliding rail mechanism is conceived to allow an easy installation of the doors and is also equipped with a special soft close device.

TIPOLOGIE DI ANTE
DOOR TYPES




Ante in vetro retrolaccato sp. 0,5 cm
Rear-lacquered glass doors 0.5 cm thick

Ante in melaminico sp. 1 cm
Melamine doors 1 cm thick



ELEMENTS



CONTENITORI STORAGE UNITS

Scocca e ripiani in melaminico sp. 3 cm
Body and shelves in melamine 3 cm thick

WN

Bianco
White

Ante scorrevoli in melaminico sp. 1 cm
Melamine sliding doors 1 cm thick

WN

Bianco
White

RC

Rovere chiaro
Light oak

RM

Rovere Moro
Dark oak

RT

Rovere Tabacco
Tobacco oak

Ante in vetro temprato sp. 0.5 cm
Tempered glass doors 0.5 cm thick

VW

Retrolaccato bianco
Rear-lacquered white

VN

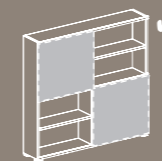
Retrolaccato nero
Rear-lacquered black

LIBRERIE ANTE SCORREVOLI - BOOKSHELVES WITH SLIDING DOORS

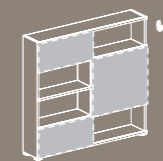
L 180 - P 34 - H 170



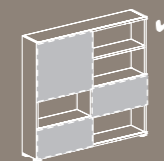
CN1001WN



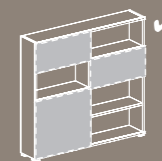
CN1002WN



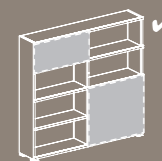
CN1003WN



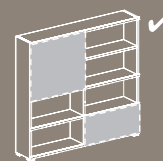
CN1004WN



CN1005WN



CN1006WN



CN1007WN

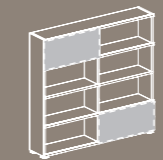
L 180 - P 34 - H 170



CN1008WN



CN1009WN



CN1010WN

ANTE SCORREVOLI IN MELAMINICO - MELAMINE SLIDING DOORS

L 90 - P 1 - H 40,5



CN4366_

L 90 - P 1 - H 81,5



CN4368_

ANTE SCORREVOLI IN VETRO - GLASS SLIDING DOORS

L 90 - P 0,5 - H 40,5



CN4366V_


L 90 - P 0,5 - H 81,5



CN4368V_

✓ Le ante rappresentate nelle librerie non sono comprese nei codici di vendita e quindi sono da ordinare a parte, scegliendole tra quelle in melaminico o vetro (H 40,5 o H 81,5) come indicato nella composizione da realizzare.
The doors shown on the bookshelves are not included in our sales code numbers, therefore they need to be ordered separately, choosing from the melamine or glass finishes (h 40,5 or h 81,5) as indicated in the composition to be created.

N.B.: LE DIMENSIONI SONO ESPRESSE IN CM - CONSULTARE IL LISTINO PREZZI PER LE CARATTERISTICHE TECNICHE, I CODICI DEGLI ARTICOLI E DELLE FINITURE.
N.B.: DIMENSIONS ARE STATED IN CM - FOR TECHNICAL CHARACTERISTICS, ARTICLE CODE NUMBERS AND FINISHING SEE PRICE LIST.





Le librerie con "ante saliscendi" di grande flessibilità compositiva si prestano ad essere inserite soprattutto in ambienti di prestigio. Funzionalità ed eleganza si evidenziano attraverso l'insieme di tutta la struttura contenitiva, ma la particolarità rilevante sta nel movimento delle ante che, attraverso un sofisticato meccanismo, si muovono in verticale con un leggerissimo e silenzioso saliscendi.

The flexibility of these bookshelves with "sash-sliding doors" allows their positioning in prestigious environments. Functionality and elegance are highlighted through the whole storage structure of the unit, but the real unique feature is the movement of doors that, through a sophisticated mechanism, softly and silently slide in a vertical sense.



"Libreria saliscendi" aperta
Open bookshelves with sliding sash-doors

DV500

TIPOLOGIE DI ANTE
DOORS TYPES



Ante in melaminico o laminato sp. 1.8 cm
Melamine or laminate doors 1.8 cm thick




Ante in vetro temprato retrolaccato sp. 0.4 cm con telaio perimetrale in alluminio sp. 2 cm
Rear-lacquered glass doors 0.4 cm thick with aluminium frame 2 cm thick

DETTAGLI
DETAILS




Dettaglio libreria
Bookshelf detail



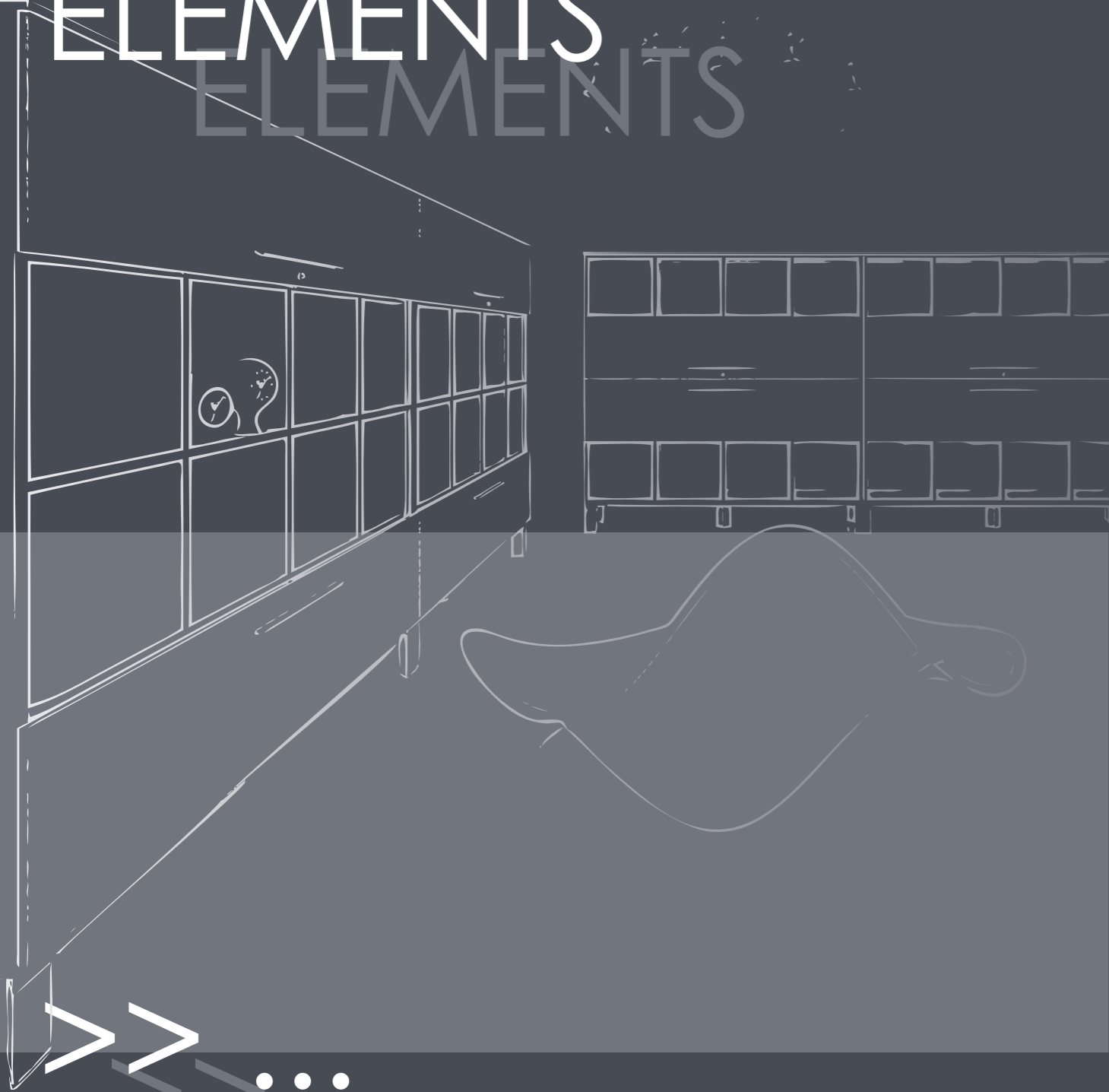
Dettaglio maniglia
Handle detail

DV521

LIBRERIE SALISCENDI
BOOKSHELVES WITH SLIDING SASH-DOORS




ELEMENTS



CONTENITORI STORAGE UNITS

Scocca e ripiani in melaminico sp. 1.8 cm
Body and shelves in melamine 1.8 cm thick



H
Alluminio
Aluminium

Ante e top in melaminico (*) o laminato (**) sp. 1.8 cm
Doors and top in melamine (*) or laminate (**) 1.8 cm thick



Z*
Noce
Walnut



RC*
Rovere chiaro
Light oak



RM*
Rovere Moro
Dark oak




RT
Rovere Tabacco
Tobacco oak




WL**
Bianco lucido
Glossy white

Ante in vetro temprato sp. 0.4 cm con telaio in alluminio sp. 2 cm
Tempered glass doors 0.4 cm thick with aluminium frame 2 cm thick



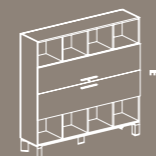
VW
Retrolaccato bianco
Rear-lacquered white



VN
Retrolaccato nero
Rear-lacquered black

LIBRERIE SALISCENDI - BOOKSHELVES WITH SLIDING SASH-DOORS

L 180 - P 44,5 - H 180

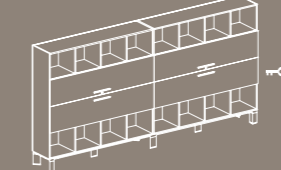


CN4355_

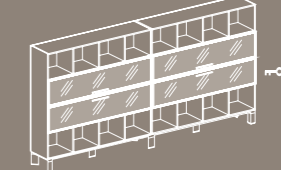


CN4356V_

L 360 - P 44,5 - H 180

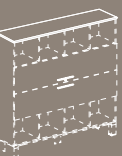


CN4357_



CN4358V_

L 180 - P 45 - H 1,8



CN4204_

Con serratura / With lock

N.B.: LE DIMENSIONI SONO ESPRESSE IN CM - CONSULTARE IL LISTINO PREZZI PER LE CARATTERISTICHE TECNICHE, I CODICI DEGLI ARTICOLI E DELLE FINITURE.
N.B.: DIMENSIONS ARE STATED IN CM - FOR TECHNICAL CHARACTERISTICS, ARTICLE CODE NUMBERS AND FINISHING SEE PRICE LIST.



Pratiche e di facile collocazione, le "librerie giorno" sono caratterizzate dalle molteplici possibilità di utilizzo, infatti si possono posizionare in orizzontale o in verticale, con zoccolo alto o basso e sui diversi contenitori. L'aspetto estetico-funzionale rende queste librerie molto utili soprattutto negli ambienti operativi.

Practical and easy to place, the "open bookshelves" can be used in many ways. In fact, they can be positioned vertically or horizontally, with a tall or shallow metal base frame or on top of storage units. Their esthetical-functional look is key for the furnishing of operational spaces.



Libreria su zoccolo h. 3 cm
Bookshelf on 3 cm high base metal frame



Libreria su zoccolo h. 18 cm
Bookshelf on 18 cm high base metal frame

CONFIGURAZIONI
CONFIGURATIONS



Libreria su zoccolo h. 18 cm
Bookshelf on 18 cm high base metal frame




Libreria sovrapposta su contenitori
Bookshelf stacked on storage unit




CONTENITORI STORAGE UNITS

Scocca e ripiani in melaminico sp. 1.8 cm
Body and shelves in melamine 1.8 cm thick



Bianco
White




Grigio chiaro
Light grey



Noce
Walnut




Rovere chiaro
Light oak




Rovere Moro
Dark oak

Top in melaminico sp. 1.8 cm
Top in melamine 1.8 cm thick



Bianco
White




Grigio chiaro
Light grey



Noce
Walnut




Rovere chiaro
Light oak



Rovere Moro
Dark oak

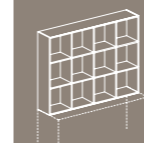
Zoccoli
Base frames



Alluminio
Aluminium

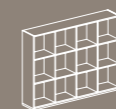
LIBRERIE GIORNO - OPEN BOOKSHELVES

L 180 - P 34 - H 130,5



☞ CN4350

L 180 - P 34 - H 133,5



☞ CN4360_H

L 180 - P 34 - H 148,5




☞ CN4370_H

L 130,5 - P 34 - H 198



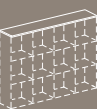
☞ CN4380_H

L 180 - P 34 - H 264



☞ CN4385_H


L 180 - P 35 - H 2,5



☞ CN4241

ZOCOLI METALLICI - BASE METAL FRAMES

L 180 - P 32 - H 3



☞ CN4491H

L 130,5 - P 32 - H 18



☞ CN4492H

L 180 - P 32 - H 18



☞ CN4493H

☞ = Fino ad esaurimento / Until exhaustion

N.B.: LE DIMENSIONI SONO ESPRESSE IN CM - CONSULTARE IL LISTINO PREZZI PER LE CARATTERISTICHE TECNICHE, I CODICI DEGLI ARTICOLI E DELLE FINITURE.
N.B.: DIMENSIONS ARE STATED IN CM - FOR TECHNICAL CHARACTERISTICS, ARTICLE CODE NUMBERS AND FINISHING SEE PRICE LIST.



DV500

ARCHIVIAZIONE
STORAGE

DV530 BOISERIE


Eleganti e di forte impatto estetico, le "boiserie" permettono di completare con stile qualsiasi ambiente di lavoro. Disponibili in due altezze nelle diverse finiture, si abbinano alle varie serie di scrivanie proposte a catalogo e possono essere accostate tra di loro o sovrapposte sui contenitori universali. Le mensole sono disponibili in vetro acidato.

The "boiseries" are elegant and of strong esthetical impact and furnish with style any working environment. Available in two heights and several finishes, they match various desks proposed in our catalogues. They can be positioned side by side or on top of universal storage units. The shelves are in acetated glass.

P PROFONDITÀ
D E P T H 3.5
24.5

L LARGHEZZA
W I D T H 180

H ALTEZZA
H E I G H T 123
207.5



DV530

BOISERIE



ESEMPI DI COMPOSIZIONI
COMPOSITION EXAMPLES



DV530

BOISERIE

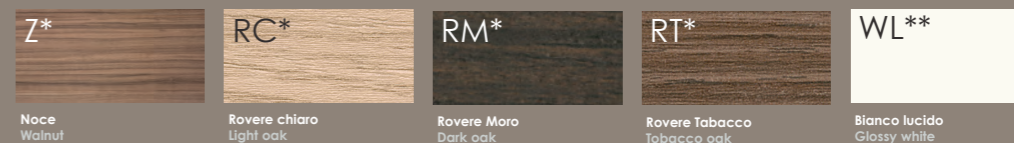


DV530 BOISERIE

Finiture cromatiche/Colour finishes

PANNELLI BOISERIE BOISERIE PANELS

Pannelli in melaminico (*) e laminato (**) sp. 1.8 cm
Melamine (*) and laminate (**) panels 1.8 cm thick

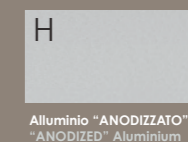


MENSOLE VETRO GLASS SHELVES

Mensole in vetro temprato sp. 0.8 cm
Shelves tempered glass 0.8 cm thick



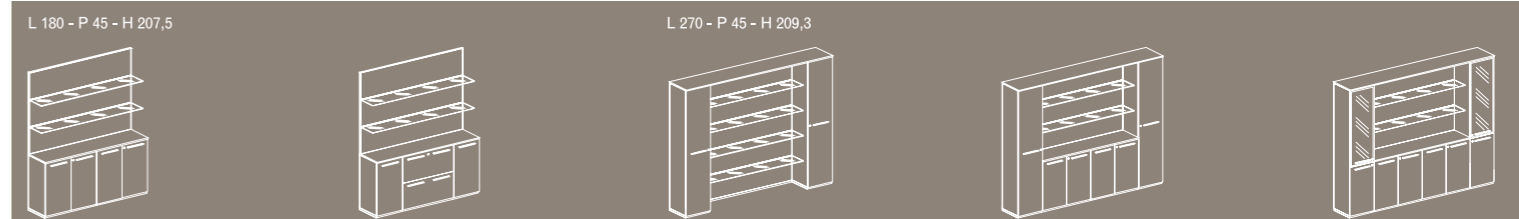
PROFILI E ZOCOLI PROFILES AND BASE FRAMES



BOISERIE - BOISERIE



ESEMPI DI COMPOSIZIONI - EXAMPLES OF COMPOSITIONS



N.B.: LE DIMENSIONI SONO ESPRESSE IN CM - CONSULTARE IL LISTINO PREZZI PER LE CARATTERISTICHE TECNICHE, I CODICI DEGLI ARTICOLI E DELLE FINITURE.
N.B.: DIMENSIONS ARE STATED IN CM - FOR TECHNICAL CHARACTERISTICS, ARTICLE CODE NUMBERS AND FINISHING SEE PRICE LIST.



DV540 RIDEAUX
SHUTTER CABINETS

DV500

ARCHIVIAZIONE
STORAGE

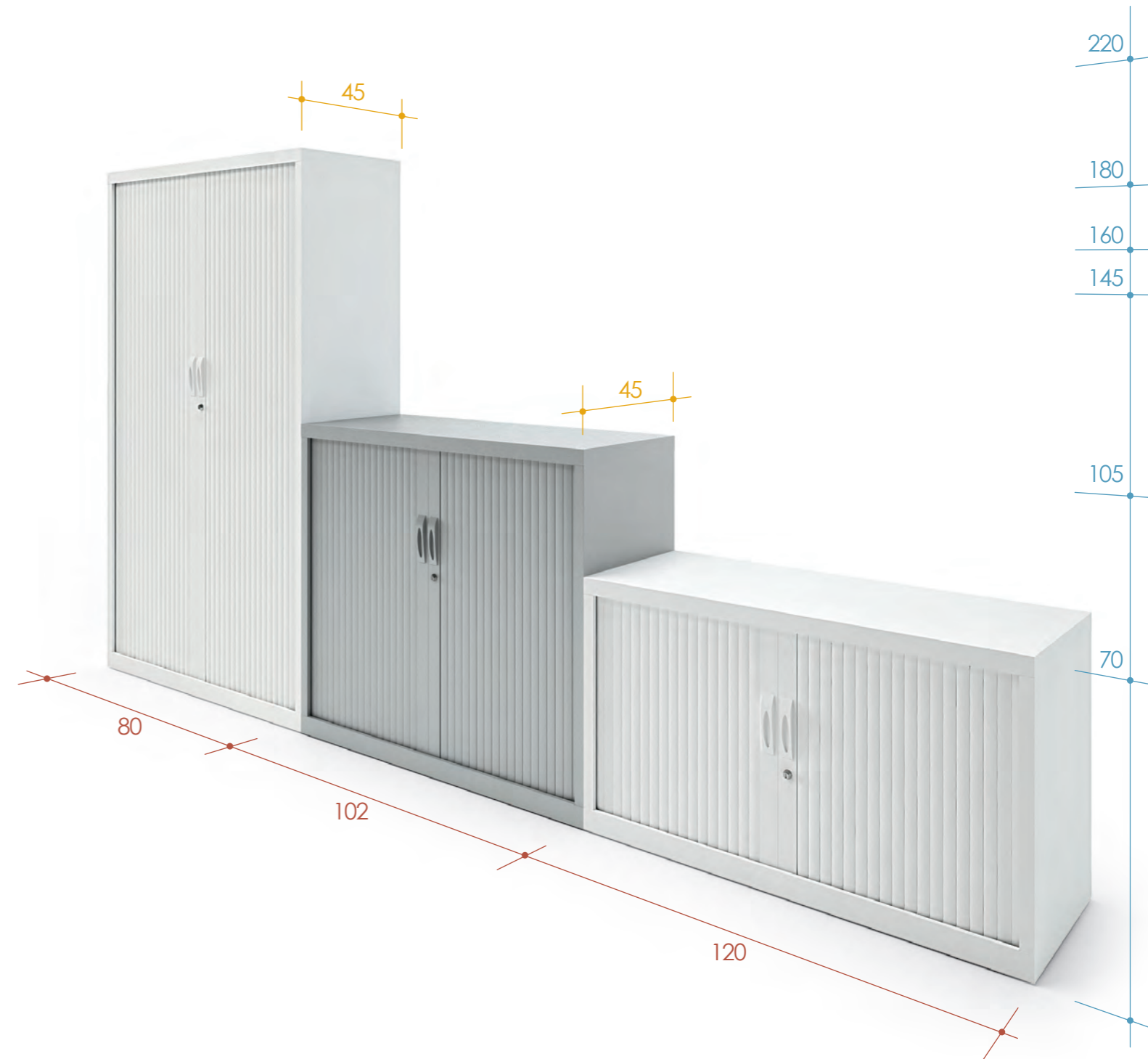
Contenitori realizzati in metallo con diverse finiture e dimensioni, molto utili in ambienti con spazi ridotti. Le antine scorrevoli dotate di serratura, sono realizzate in materiale plastico e la forma a "persianina" permette alle stesse di rientrare all'interno del contenitore.

Metal cabinets in different finishes and sizes, very useful in small sized environments. The plastic sliding doors include a lock and the "shutter" shape allows to enter them inside the cabinet once open.

P PROFONDITÀ
D E P T H 45

L LARGHEZZA
W I D T H 80 | 102 | 120


H ALTEZZA
H E I G H T 70 | 145 | 180 | 105 | 160 | 220



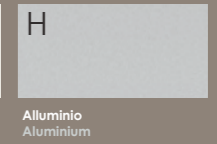
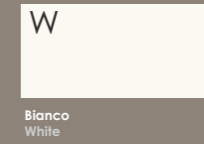
DV540

RIDEAUX SHUTTER CABINETS

ELEMENTS



STRUTTURA IN METALLO METAL STRUCTURE



CONTENITORI "RIDEAUX" - SHUTTER CABINETS

P 45 - H 220	P 45 - H 180	P 45 - H 160	P 45 - H 145	P 45 - H 105	P 45 - H 70
NG-2200 L 120 NG-2200-E L 102	NG-1800 L 120 NG-1800-E L 102 NGR-1800 L 60	NG-1600 L 120 NGM-1600 L 120 NG-1600-E L 102	NG-1450 L 120 NG-1450-E L 102	NG-1050 L 120 NG-1050-E L 102 NG-1050-ES L 80	NG-700 L 120 NG-700-E L 102 NG-700-ES L 80

N.B.: LE DIMENSIONI SONO ESPRESSE IN CM - CONSULTARE IL LISTINO PREZZI PER LE CARATTERISTICHE TECNICHE, I CODICI DEGLI ARTICOLI E DELLE FINITURE.
N.B.: DIMENSIONS ARE STATED IN CM - FOR TECHNICAL CHARACTERISTICS, ARTICLE CODE NUMBERS AND FINISHING SEE PRICE LIST.



DV550 CASSETTIERE
PEDESTALS

DV500

ARCHIVIAZIONE
STORAGE

Le "cassettiere universali" sono disponibili in versione melaminico e in versione metallo. Sono previsti specifici accessori per l'attrezzatura dei cassetti interni.

The "universal pedestals" are available in a melamine and metal version and can be completed with useful specific accessories to tidy the drawer space.

P PROFONDITÀ
D E P T H | 57 MELAMINICO
MELAMINE
52.5 METALLO
METAL

L LARGHEZZA
W I D T H | 42

H ALTEZZA
H E I G H T | 55.5 MELAMINICO
MELAMINE
54.5 METALLO
METAL



Cassettiera su ruote, 3 cassetti
Pedestals on castors with 3 drawers



Rovere Moro
Dark oak

Rovere Tabacco
Tobacco oak

Noce
Walnut

Rovere Chiaro
Light oak

Cassettiera su ruote, 2 cassetti di cui
1 classificatore
Pedestals on castors with 2 drawers,
1 of which for hanging folders



Grigio Chiaro
Light grey

Bianco lucido
Glossy white

Bianco opaco
Matt white



Ruote in nylon nere H 6 cm ø 5 cm
Black nylon castors H 6 cm ø 5 cm



Ruote in alluminio e gomma bianca H 7.75 cm ø 6 cm
Aluminium and white rubber castors H 7.75 cm ø 6 cm

Cassettiera su ruote, 2 cassetti di cui 1 classificatore
Pedestal on castors, with 2 drawers 1 of which for hanging folders



Finitura bianco
White finish

Cassettiera su ruote, 3 cassetti
Pedestal on castors, with 3 drawers




Finitura alluminio
Aluminium finish

Finitura antracite
Anthracite finish



CAPACITÀ DEL CASSETTO CLASSIFICATORE
FOLDER DRAWER CAPACITY



20 CARTELLE (A)
FOLDERS



25 CARTELLE (B)
FOLDERS



25 CARTELLE (A)
FOLDERS



Cassettiera in melaminico
Melamine pedestal

Cassettiera in metallo
Metal pedestal

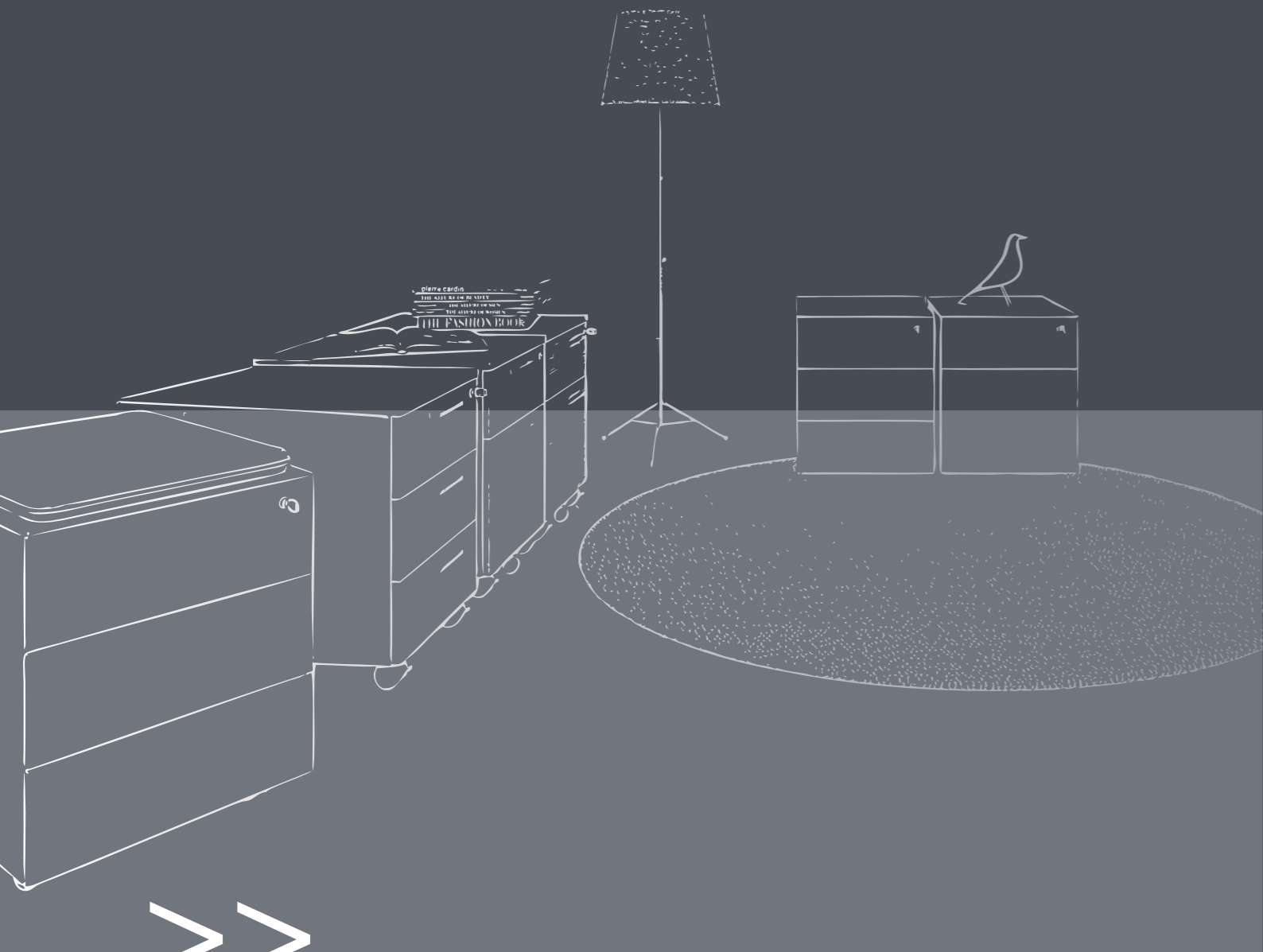


Esempio di cassettiera in metallo con cuscino "optional"
Example of metal pedestal with "optional" cushion

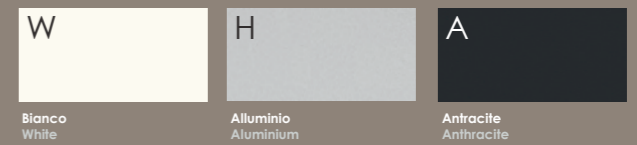
DV550

CASSETTIERE
PEDESTALS


ELEMENTS



CASSETTIERE METALLICHE METAL PEDESTALS




CASSETTIERE IN MELAMINICO (*) E LAMINATO (**) PEDESTALS IN MELAMINE (*) AND LAMINATE (**)




MANIGLIE STANDARD STANDARD HANDLES



Interasse 96 mm
96 mm Centers



Interasse 256 mm
256 mm Centers



Interasse 256 mm
256 mm Centers

CASSETTIERE - PEDESTALS



NOTA BENE - NOTES: Per gli "Accessori" consultare il relativo catalogo / For the "ACCESSORIES" please consult the catalog

N.B.: LE DIMENSIONI SONO ESPRESSE IN CM - CONSULTARE IL LISTINO PREZZI PER LE CARATTERISTICHE TECNICHE, I CODICI DEGLI ARTICOLI E DELLE FINITURE.
N.B.: DIMENSIONS ARE STATED IN CM - FOR TECHNICAL CHARACTERISTICS, ARTICLE CODE NUMBERS AND FINISHING SEE PRICE LIST.

→ Con serratura / With lock



DV300 ACCESSORI
ACCESSORIES

DV300 Accessori
Accessories

FRONTAL PANELS
FRONTAL PANELS



Frontal panel in melaminico sp. 1 cm - Frontal panels in melamine 1 cm thick



Frontal panel sagomato in tessuto
Shaped frontal/modesty panel covered with fabric



Frontal/modesty panel sagomato in tessuto
Shaped frontal/modesty panel covered with fabric




Frontal panel in tessuto bi-colore
Shaped frontal panel covered with two-colour fabric



Frontal panel in melaminico sp. 3 cm
Frontal panel in melamine 3 cm thick



Frontal panel in vetro stratificato retrolaccato sp. 0.8 cm
Frontal panel in laminated rear-lacquered glass 0.8 cm thick



Frontal panel fonoassorbenti - Sound-absorbing frontal panel



Accessori per "Frontal panel in melaminico" - Accessories for "melamine frontal panels"



ACCESSORI PER CANALIZZAZIONE/ELETTRIFICAZIONE
ACCESSORIES FOR WIRE-MANAGEMENT/ ELECTRIFICATION



Top access in alluminio 1 via - 1 way aluminium top access



Top access in alluminio 2 vie, L 26 cm
2 way aluminium top access, L 26 cm



Top access in alluminio 2 vie L 45 cm
2 way aluminium top access, L 45 cm



Top access elettrificato, in acciaio spazzolato
Brushed stainless steel flip-top netbox



Barra in alluminio elettrificata per piano scrivania con
3 prese Schuko + 2 kit dati - Horizontal aluminium wired
bar with 3 Schuko sockets + 2 data outlets



Torretta a scomparsa, aperta e chiusa, con 2 prese
Schuko + 2 kit dati - Wired tower system, opened and
closed, with 2 Schuko sockets + 2 data outlets



Colonna in alluminio elettrificata con 3 prese
Schuko + 2 kit dati - Aluminium wired tower with
3 Schuko sockets + 2 data outlets



Tappi passacavi - Outlet lids



Fermacavi - Cable - ties



Scatola nera con 3 prese Schuko e cavo nero
3,5 mt. - Black Schuko socket with 3 outlets and
3,5 mt long cable



Canalina ispezionabile in filo di acciaio - Inspectable cable channel with aluminium coloured steel rods




Canalina ispezionabile in PVC - Inspectable PVC cable channel



Canale passacavi ispezionabile in PVC con cerniere in ABS - Inspectable PVC cable channel with ABS hinges



Clip passacavi - Cable clips



Colonna passacavi su piedini - Wire column on feet



Vertebra passacavi - Cable vertebra



Colonna metallica passacavi ispezionabile con altezza regolabile da 66 a 74 cm
Inspectable metallic cable channel column with adjustable height, from 66 to 74 cm



ACCESSORI PER CONTENITORI/CASSETTIERE
ACCESSORIES FOR STORAGE UNITS/PEDESTALS




Portacartelle estraibile per contenitore - Draw-out frame for folders for storage



Coppia barre porta-cartelle per ripiano in melaminico dei contenitori - Pair of hanging folder profiles for storage unit melamine shelf



Box metallico L 90 cm per cassetto classificatore e portacartelle estraibile
90 cm metal box for filing drawer and draw-out folder frame



Contenitore con frigo-bar capacità 50 lt.
Storage unit with mini-bar, capacity 50 litres



Vaschetta portacancelleria per cassetto
Stationary tray for drawers



Portafogli inclinato a 5 scomparti per cassetto
5 compartment tilted tray



Porta CD per cassetto classificatore
CD holder for filing drawer

Fino ad esaurimento/Until exhaustion

DETTAGLI CHIAVI
KEY DETAIL



Serrature di serie ante vetro acidato
Standard lock on acetated glass doors



Serrature di serie ante-cassetti in melaminico-laminato
Standard locks for melamine-laminate doors and drawer fronts



Chiave passepartout (optional)
Master key (optional)



Chiave estrazione cilindro (optional)
Pull-out cylinder key (optional)

ACCESSORI VARI
VARIOUS ACCESSORIES



Cuscino per mobile di servizio - Cushion for service unit



Cuscino per cassetiera - Cushion for pedestal



Braccio porta video per piano singolo
Video arm support for single desk



Braccio porta video per piani contrapposti
Video arm support for bench



Braccio porta video per piani con binario
Video arm support for worktop rail



Portadox in lamiera bianco
Binder holder in white sheet metal



Box multiuso - Storage box



Nuovo porta CPU sospeso regolabile in altezza
New hanging CPU holder height adjustable



Porta CPU su ruote
CPU holder on castors


COMPLEMENTI
COMPLEMENTS




Tavoli caffè - Coffee tables



Mensole con supporti - Shelves with brackets



Tavolo regolabile con sistema pneumatico a pedale - Height adjustable tables with pneumatic pedal



Tavolo su ruote con piano ribaltabile - Table on castors with folding worktop



Divano a 2 posti - 2 seat sofa



Poltrona - Armchair

ELEMENTS

ELEMENTS

FRONTAL PANELS - FRONTAL PANELS

P 0,9 - H 39	P 3 - H 31,5	P 1,5 - H 7,5	P 1 - H 39	P 1,8 - H 40	P 1,8 - H 40	P 1,8 - H 88
VETRO / GLASS	MELAMINICO / MELAMINE	MELAMINICO / MELAMINE	MELAMINICO / MELAMINE			
AC5064VH_ L 64 AC5079VH_ L 79 AC5099VH_ L 99 AC5119VH_ L 119 AC5139VH_ L 139 AC5159VH_ L 159 AC5179VH_ L 179 AC5199VH_ L 199	AC5065WH_ L 65 AC5080WH_ L 80 AC5100WH_ L 100 AC5120WH_ L 120 AC5140WH_ L 140 AC5160WH_ L 160 AC5180WH_ L 180 AC5200WH_ L 200	AC5065H_ L 65 AC5080H_ L 80 AC5100H_ L 100 AC5120H_ L 120 AC5140H_ L 140 AC5160H_ L 160 AC5180H_ L 180 AC5200H_ L 200	AC5064M_ L 64 AC5079M_ L 79 AC5099M_ L 99 AC5119M_ L 119	AC5139M_ L 139 AC5159M_ L 159 AC5179M_ L 179 AC5199M_ L 199	AC5125_ L 120	AC5142_ L 120 AC5127_ L 120

ACCESSORI PER FRONTAL PANELS ACCESSORIES FOR FRONTAL PANELS

L 6,5 - P 6,5 - H 8,5	L 50 - P 17 - H 3	L 34 - P 23 - H 23	L 27 - P 22 - H 22	L 12 - P 22 - H 28	L 23 - P 31 - H 5	L 31 - P 22 - H 5	L 23 - P 10 - H 29	L 35 - P 6,5 - H 30	L 18 - P 13 - H 12
AC5490H	AC5491H	AC5492H	AC5494H	AC5483H	AC5493H	AC5482H	AC5486H	AC5499H	AC5498H

N.B. Il posizionamento degli accessori sui frontal panel in vetro prevede l'utilizzo di una guarnizione in PVC trasparente (Optional su richiesta) / N.B. Placement of accessories on glass front panel need the use of a transparent PVC gasket (Optional on request)

ACCESSORI PER CANALIZZAZIONE / ELETTRIFICAZIONE - ACCESSORIES FOR WIRE - MANAGEMENT / ELECTRIFICATION

AC1557H L 45 AC1550H L 68 AC1558H L 78 AC1551H L 88 AC1555H L 100 AC1552H L 110 AC1553H L 140 AC1554H L 160	AC1535G L 24 AC1536G L 50 AC1530G L 60 AC1531G L 90 AC1532G L 110 AC1533G L 140 AC1534G L 160	AC1539_	EP1501H L 10 EP1504H L 45 EP1506H L 65 EP1508H L 85 EP1511H L 110	AC0521H	AC0386H	AC0506_	AC0517H	AC0518H	AC0390H L 24	AC0389H L 26	AC0392H L 45	AC0398H_ L 26,5	AC0399H_ L 36,5	AC0377HR ø 8	AC0372_ ø 6 AC0376_ ø 8	AC0371_ ø 6 AC0375_ ø 8 AC0378_ ø 10,2
AC0519_	NN0519H	GG0519H	AC0512R ● AC0512R - UK ● AC0512R - US	AC0511R ● AC0511R - UK ● AC0511R - US	Per canalina E-Place (*) For E-Place cable channel EP0511R ● EP0511R - UK ● EP0511R - US	AC0381H ● AC0381H - UK ● AC0381H - US	AC0380H ● AC0380H - UK ● AC0380H - US	AC0382H ● AC0382H - UK ● AC0382H - US								

TAVOLI CAFFÈ - COFFEE TABLES

P 60 - H 42,5	P 60 - H 42,5	P 60 - H 45	P 60 - H 40	P 30 - H 2,5
TC0100_H L 60 TC0110_H L 120	TC0100_R L 60 TC0110_R L 120	PP0100VH L 60 PP0110VH L 120	YYC0060_ L 60 YYC0120_ L 120	ME090 L 90 ME091 L 135 ME092 L 180

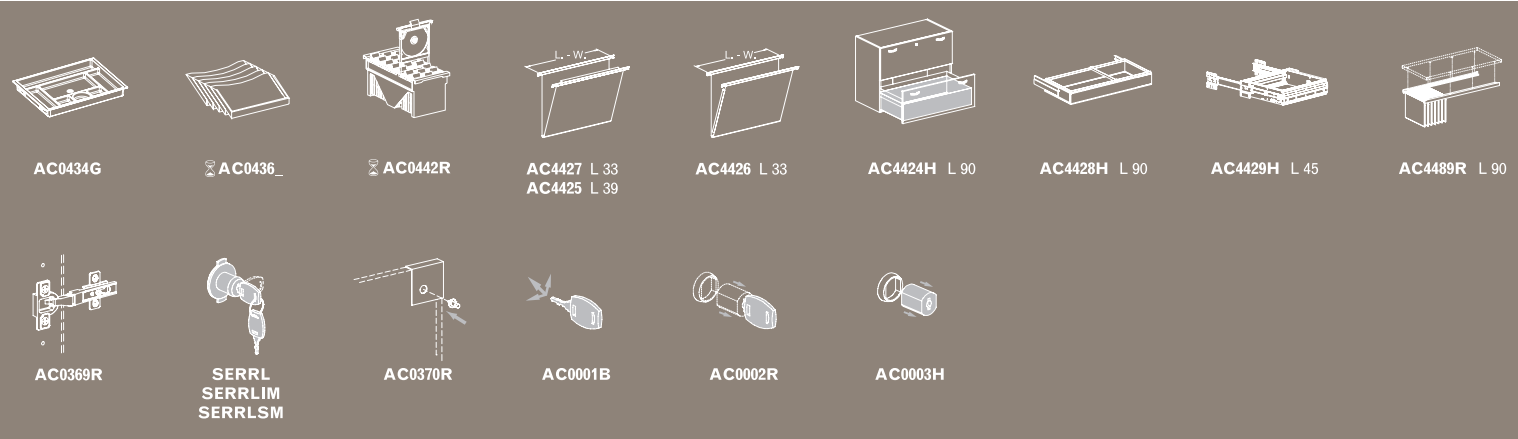
AC0515H
Coppia ovetto reggimensola
Pair of egg-shaped wall-shelf supports

● = Articoli prodotti solo su richiesta / Items produced only on demand

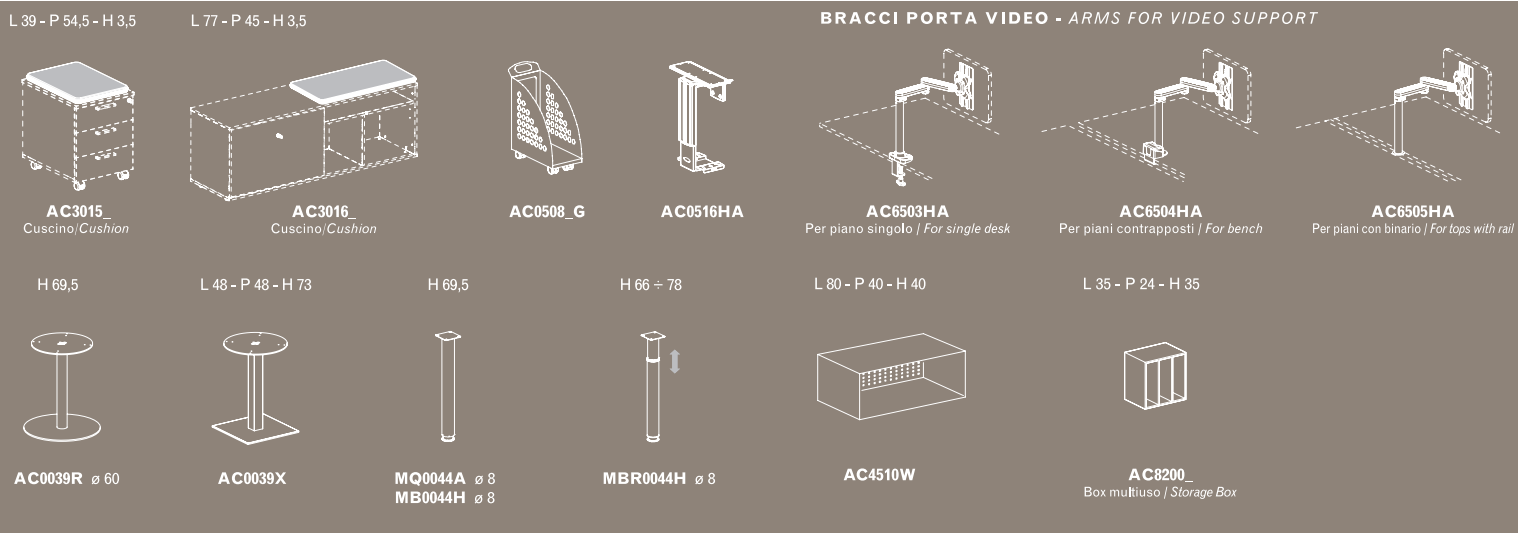
N.B.: LE DIMENSIONI SONO ESPRESSE IN CM - CONSULTARE IL LISTINO PREZZI PER LE CARATTERISTICHE TECNICHE, I CODICI DEGLI ARTICOLI E DELLE FINITURE.
N.B.: DIMENSIONS ARE STATED IN CM - FOR TECHNICAL CHARACTERISTICS, ARTICLE CODE NUMBERS AND FINISHING SEE PRICE LIST.



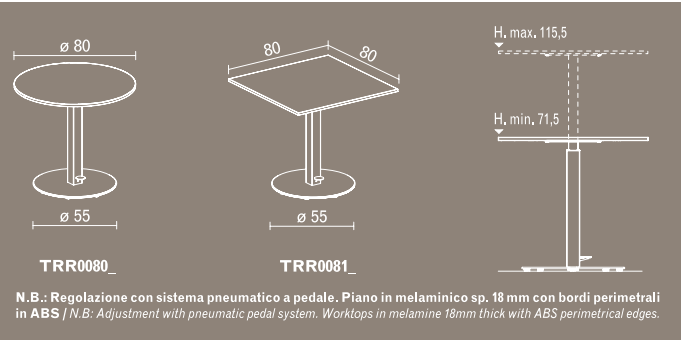
ACCESSORI PER CASSETTIERE E CONTENITORI - ACCESSORIES FOR PEDESTALS AND STORAGE UNITS



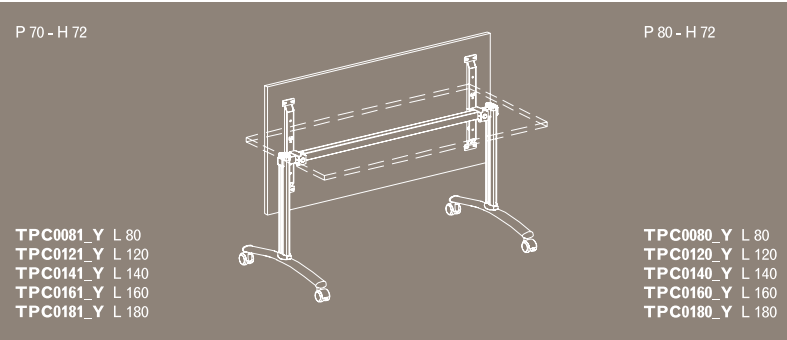
ACCESSORI VARI - VARIOUS ACCESSORIES




TAVOLI SU GAMBONI REGOLABILI - TABLES ON ADJUSTABLE METAL COLUMN



TAVOLO SU RUOTE CON PIANO RIBALTABILE - TABLE ON CASTORS WITH FLIP WORKTOP



DIVANI - SOFAS



∞ = Fino ad esaurimento / Until exhaustion

N.B.: LE DIMENSIONI SONO ESPRESSE IN CM - CONSULTARE IL LISTINO PREZZI PER LE CARATTERISTICHE TECNICHE, I CODICI DEGLI ARTICOLI E DELLE FINITURE.
N.B.: DIMENSIONS ARE STATED IN CM - FOR TECHNICAL CHARACTERISTICS, ARTICLE CODE NUMBERS AND FINISHING SEE PRICE LIST.